MOD:XEFT-06EU-EGLN

ENGLISH TECHNICAL DATA

01	POWER	10,3 kW
03	FREQUENCY	50 / 60 Hz
04	POWER SUPPLY CABLE TYPE	H07RN-F
05	EXTERNAL Ø OF POWER SUPPLY CABLE	17 mm
06	VOLTAGE / POWER CABLE SECTION / CURRENT	380-415 V~3PH+N+PE 5G x 2,5 mm^2 Circuit Breaker 20 A I1=13 A - I2=17.5 A - I3=15 A - In=4.5 A
		220-240 V~3PH+PE 4G x 4 mm^2 Circuit Breaker 32 A I1=26.5 A - I2=24 A - I3=28 A - In=
11	MAX FOOD LOAD	30 kg
02	NOMINAL HEAT INPUT	9.8 kW
18	CAVITY DIMENSIONS (W - D - H)	696x441x515 mm
20	IP PROTECTION CLASS	X4

ITALIANO

01	POTENZA
03	FREQUENZA
04	TIPO DI CAVO ALIMENTAZIONE
05	Ø ESTERNO CAVO DI ALIMENTAZIONE
06	TENSIONE / SEZIONE CAVI ALIMENTAZIONE / CORRENTE
11	CARICA MAX CIBO
02	POTENZA TERMICA NOMINALE
18	DIMENSIONI CAMERA COTTURA (L - P - H)
20	GRADO PROTEZIONE IP

FRANCAIS

01	PUISSANCE ELECTRIQUE
03	FREQUENCE
04	TYPE DE CABLE D'ALIMENTATION
05	Ø EXTERNE DU CABLE D'ALIMENTATION
06	TENSION / SECTION CABLE D'ALIM.
11	CHARGE MAXIMALE D'ALIMENT
02	DEBIT THERMIQUE NOMINAL
18	DIMENSIONS CHAMBRE DE CUISSON (L - P - A)
20	INDICE DE PROTECTION IP

ESPAÑOL

01	POTENCIA
03	FRECUENCIA
04	TIPO DE CABLE DE ALIMENTACION
05	Ø CABLE EXTERNO DE ALIMENTACION
06	TENSION / SECCION CABLES DE ALIMENTACION
11	CARGA MAX. DE ALIMENTOS
02	POTENCIA TERMICA NOMINAL
18	DIMENSIONES CÁMARA DE COCCIÓN (An - Pr -Al)
20	GRADO DE PROTECCION IP

DEUTSCH

01	ELEKTRISCHE LEISTUNG
03	FREQUENZ
04	ZULEITUNGSKABELTYP
05	AUSSENDURCHMESSER DES VERSORGUNGSKABELS
06	KABELQUERSCHNITT UND VERSORGUNGSSPANNUNG
11	MAX. SPEISENFASSUNGSVERMOGEN
02	NOMINALE WARMELEISTUNG
18	GRÖBE DES KOCHKAMMERS (B - T - H)
20	SCHTZART IP

MOD:XEFT-06EU-EGLN

ENGLISH - DRAWINGS	
2	TERMINAL BOARD POWER SUPPLY
3	UNIPOTENTIAL TERMINAL
6	TECHNICAL DATA PLATE
7	SAFETY THERMOSTAT
12	HOT FUMES EXHAUST CHIMNEY
13	ACCESSORIES CONNECTION
27	COOLING AIR OUTLET

ITALIANO - DISEGNI	
2	MORSETTIERA ALIMENTAZIONE
3	MORSETTO EQUIPOTENZIALE
6	TARGHETTA DATI TECNICI
7	TERMOSTATO DI SICUREZZA
12	USCITA FUMI CALDI
13	COLLEGAMENTO ACCESSORI
27	USCITA ARIA DI RAFFREDDAMENTO

FRANCAIS - ENCOMBREMEN	
2	BOITE A BORNES D'ALIMENTATION
3	SUPPORT BORNE EQUIPOTENTIELLE
6	PLAQUETTE SEGNALETIQUE
7	THERMOSTAT DE SÉCURITÉ
12	SORTIE DES FUMEES CHAUDES
13	JONCTION DES ACCESSOIRES
27	SORTIE D'EAU DE REFROIDISSEMENT

ESPAÑOL - DISEÑOS	
2	CAJA DE CONEXION
3	SEDE BORNE EQUIPOTENCIAL
6	TARJETA DE CARACTERISTICAS TECNICAS
7	TERMOSTATO DE SEGURIDAD
12	SALIDA HUMOS CALIENTES
13	CONEXION ACCESORIOS
27	SALIDA DEL AIRE DE ENFRIAMIENTO

DEUTSCH - ZEICHNUNGEN	
2	ZULEITUNGSKLEMMLEISTE
3	GLEICHPOTENTIELLE KLAMMER
6	TYPENSCHILD
7	SICHERHEITSTHERMOSTAT
12	ABZUGSHAUBE
13	ZUBEHÖRTEILENVERBINDUNG
27	KÜHLLUFTAUSTRITT

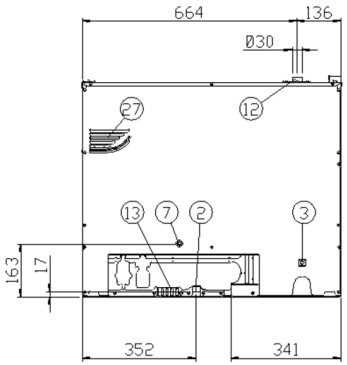

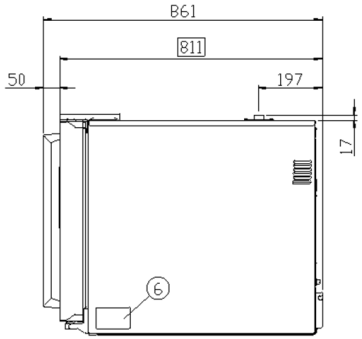

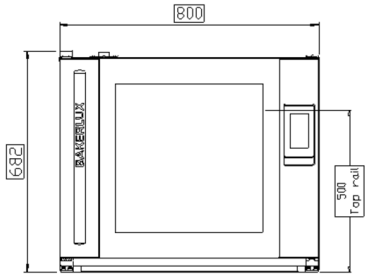

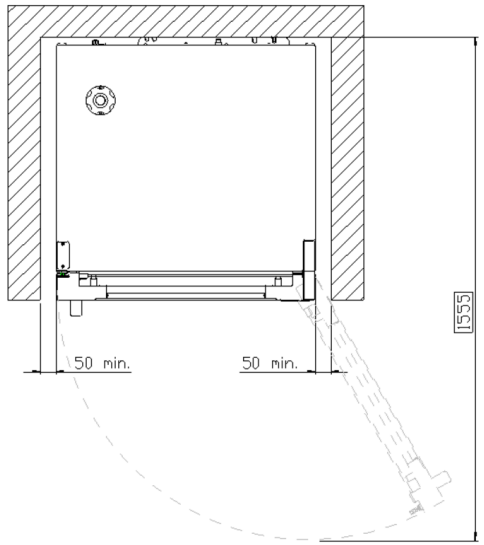

MOD:XEFT-06EU-EGLN

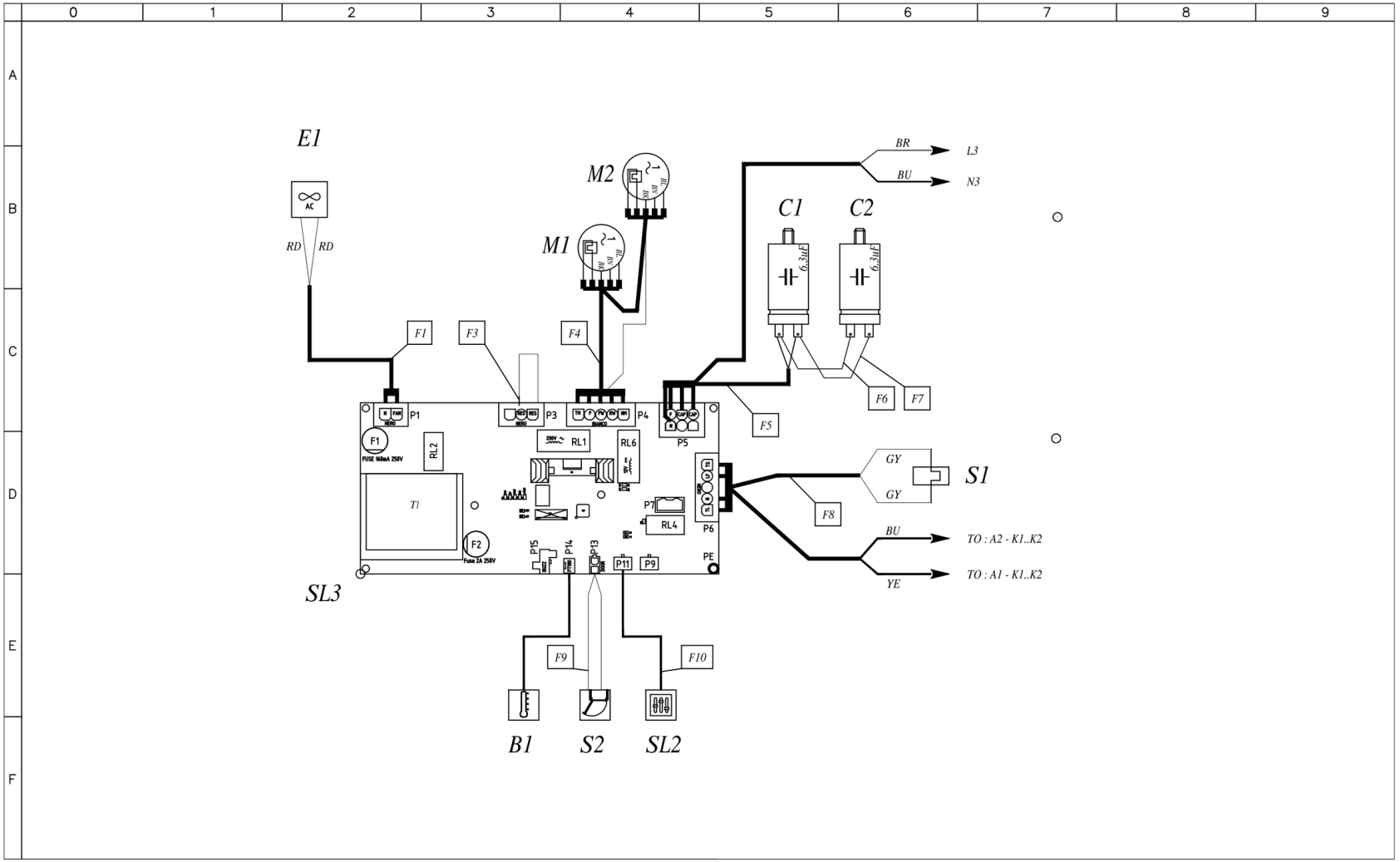

MOD:XEFT-06EU-EGLN

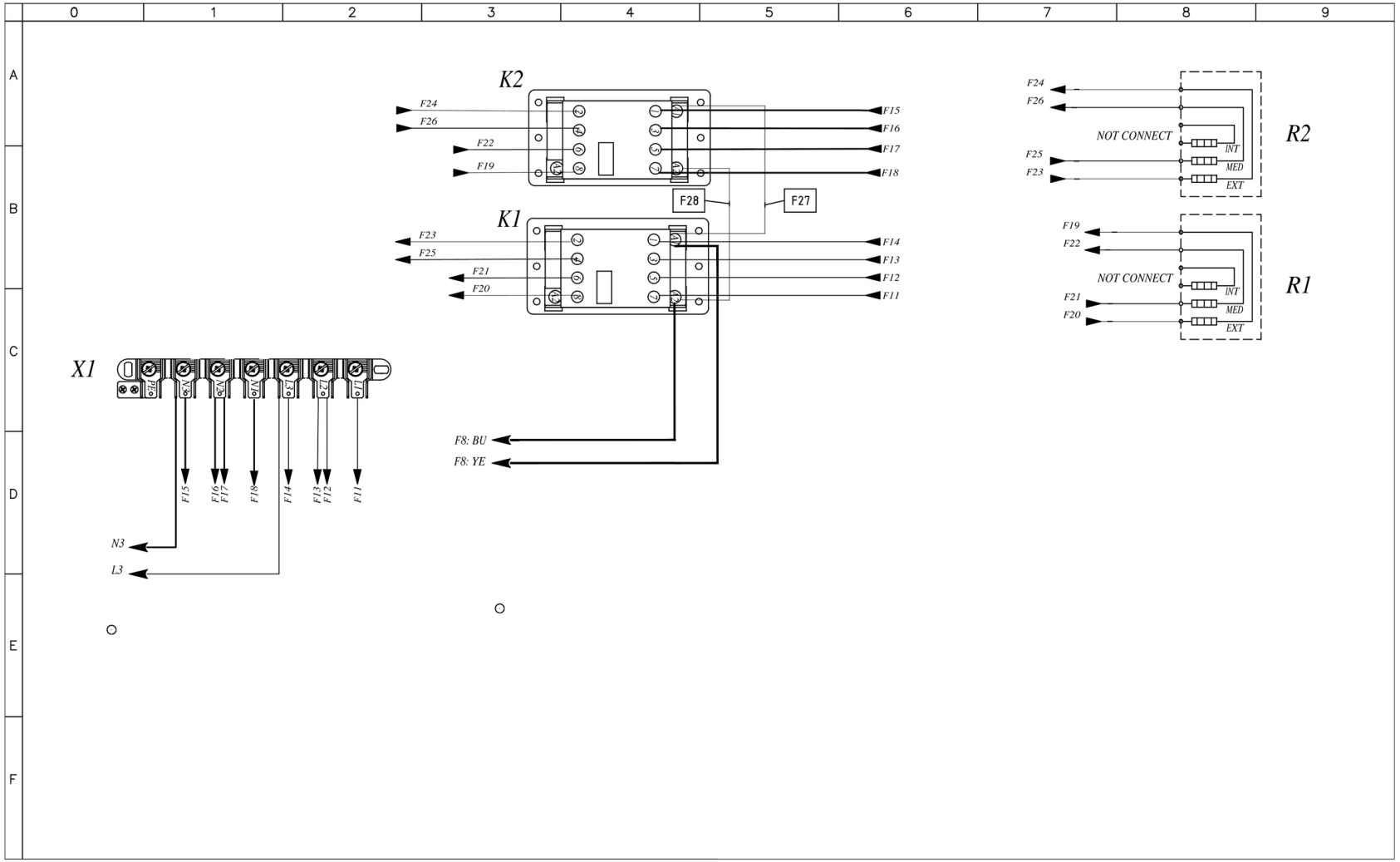

MOD:XEFT-06EU-EGLN

Sigle	ENGLISH	ITALIANO	FRANCAIS	ESPAÑOL	DEUTSCH
B1	TEMPERATURE PROBE	SONDA CAMERA	SONDE DE CHAMBRE	SONDA CAMARA	GARRAUMTEMPERATURFUHLER
C1,C2	MOTOR CAPACITOR	CONDENSATORE	CONDENSATEUR	CONDENSADOR	KONDENSATOR
E1	COOLING FAN 230V	VENTOLA RAFFREDDAMENTO 230V	TURBINE DE REFROIDISSEMENT 230V	TURBINA DE REFRIGERACION 230V	LÜFTER 230V
K1,K2	CONTACTOR	TELERUTTORE	TELERUPTEUR	TELERRUPTOR	RELAIS
M1,M2	MOTOR	MOTORE	MOTEUR	MOTOR	MOTOR
S1	SAFETY THERMOSTAT	TERMOSTATO SICUREZZA	THERMOSTAT DE SECURITE	TERMOSTATO DE SEGURIDAD	SICHERHEITS THERMOSTAT
S2	DOOR MICROSWITCH	MICRO INTERRUTTORE PORTA	MICROINTERRUPTEUR DE PORTE	MICROINTERRUPTOR PUERTA	TURKONTAKTSCHALTER
SL1	POWER CARD	SCHEDA POTENZA	CARTE DE PUISSANCE	TARJETA POTENCIA	POWERPLATINE
SL2	CONTROL BOARD	SCHEDA CONTROLLO	CARTE DE CONTROLE	TARJETA DE CONTROL	KONTROLL PLATINE
X1	CONTACTOR 6P+PE	MORSETTIERA 6P+PE	BORNIER 6P+PE	CONECTOR 6P+PE	KLEMMLEISTE 6P+PE
Y1	WATER SOLENOID VALVE	ELETTROVALVOLA ACQUA	ELECTROVANNE EAU	ELECTROVALVULA	ELEKTROVENTIL
Y2	PUMP	POMPA	POMPE	BOMBA	PUMPE

ED1408A

POWER SUPPLY - CONNECTION DIAGRAM

380-415V ~ 3PH + N + PE 50/60Hz

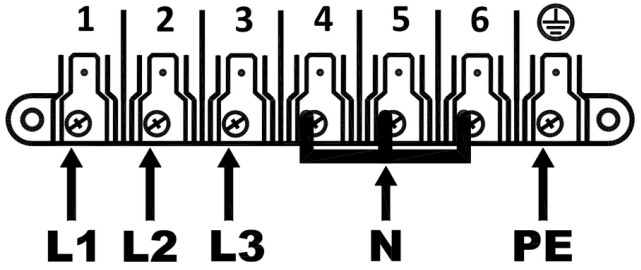

220-240V ~ 3PH + PE 50/60Hz

