XEFT-10EU-EGLN.0

English	Technical data
01 Power	15.5 kW | 52886 BTU/h
02 Frequency	50 / 60 Hz
03 Electric nominal heat input	14.7 kW | 50156 BTU/h
06 Power supply cable type	H07RN-F
07 Voltage Power cable section Circuit breaker	380-415V ~3PH+N+PE 5G x 4 mm^2 32 A I1 21.5 A I2 21.5 A I3 26 A In 3.5 A
220-240V ~3PH+PE 4G x 6 mm^2 40 A I1 37 A I2 39.5 A I3 39.5 A	
08 Cable | Plug	| X
12 Water max. consumption (steam)	15 l/h @ 200 kPa | 3.95 gal/h @ 29 psi
13 Cavity dimensions (w x d x h)	696 x 441 x 785 mm 27-3/8" x 17-3/8" x 30-7/8"
14 Max. food load	50 kg | 110 lbs
15 Max. temperature	260 °C | 500 °F
16 IP protection class	X4

Terms and conditions of installations - Observe all local specific standard and regulations for installation and operations.

Italiano
01 Potenza
02 Frequenza
03 Potenza termica nominale elettrica
06 Tipo cavo alimentazione
07 Tensione Sezione cavi alimentazione Magnetotermico
08 Cavo | Spina
12 Consumo max acqua (vapore)
13 Dimensioni camera cottura (l x p x h)
14 Max. peso pieno carico
15 Temperatura max.
16 Grado protezione IP

Espanol
01 Potencia
02 Frecuencia
03 Potencia térmica nominal eléctrica
06 Tipo de cable de alimentación
07 Voltaje Sección del cable de alimentación Disyuntor
08 Cable | Enchufe
12 Consumo máximo de agua (vapor)
13 Dimensión de la cavidad (w x d x h)
14 Carga máxima de alimentos
15 Temperatura máxima
16 Grado de protección IP

Français
01 Puissance électrique
02 Fréquence
03 Puissance calorifique nominale électrique
06 Type de câble d'alimentation
07 Tension Section câbles d'alimentation Disjoncteur
08 Câble | Prise
12 Consommation max. d'eau (vapeur)
13 Dimension de la cavité (l x p x h)
14 Charge max. des aliments
15 Température max.
16 Niveau de protection IP

Deutsch
01 Elektrische Leistung
02 Frequenz
03 Elektrische Nennwärmeleistung
06 Stromkabel Typ
07 Spannung Stromkabel Teil Sicherung
08 Leitung | Stecker
12 Maximaler Wasserverbrauch bei Damfbetrieb
13 Abmessungen des Hohlraums (B x T x H)
14 Maximale Beladungskapazität
15 Maximale Temperatur
16 IP-Schutzart

Русский
01 Мощность
02 Частота
03 Номинальная электрическая потребляемая мощность
06 Тип силового кабеля
07 Напряжение Сечение силового кабеля Токовый автомат
08 Кабель | Вилка
12 Максимальное потребление воды (пар)
13 Габариты камеры (ш x г x в)
14 Максимальная загрузка
15 Максимальная температура
16 Класс защиты IP

中文
01 功率
02 频率
03 电额定热输入
06 电源电缆类型
07 电压 电源电缆截面 断路器
08 电缆和插头
12 最大水消耗（蒸汽）
13 腔室尺寸 (宽 x 深 x 高)
14 最大食物负荷
15 最高温度
16 IP保护等级

Português
01 Potência
02 Frequência
03 Potência térmica nominal elétrica
06 Tipo de cabo de alimentação
07 Tensão Seção de cabos de alimentação Disjuntor
08 Cabo | Plugue
12 Max. consumo de água (vapor)
13 Dimensão de cavidade (c x l x a)
14 Max. capacidade de alimento
15 Max. temperatura
16 Grau de proteção IP

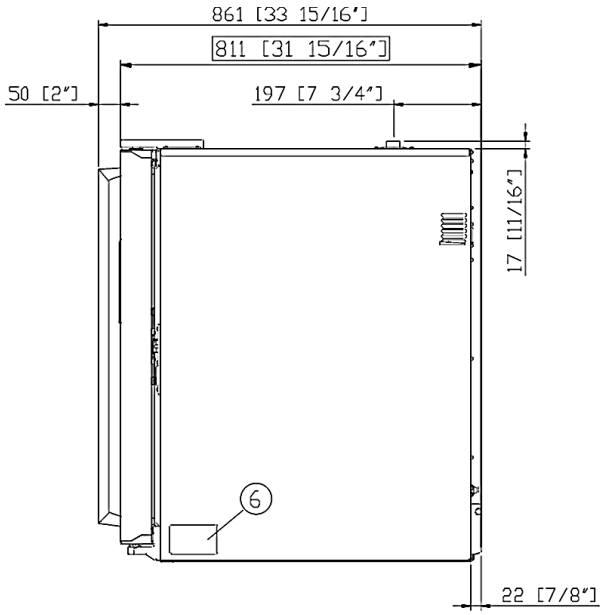
861 [33 15/16"]
811 [31 15/16"]
50 [2"]
197 [7 3/4"]
17 [11/16"]
6
22 [7/8"]

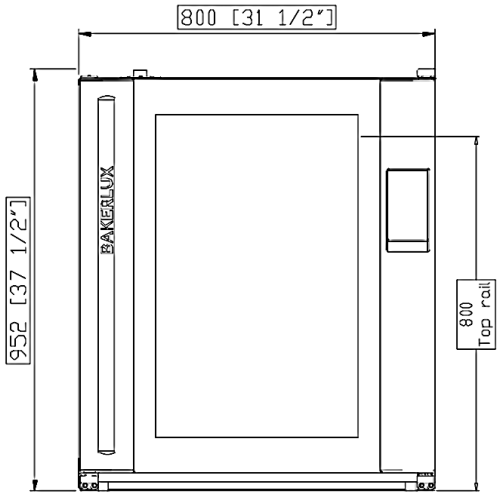
800 [31 1/2"]
952 [37 1/2"]
BAKERLUX
800
Top rail

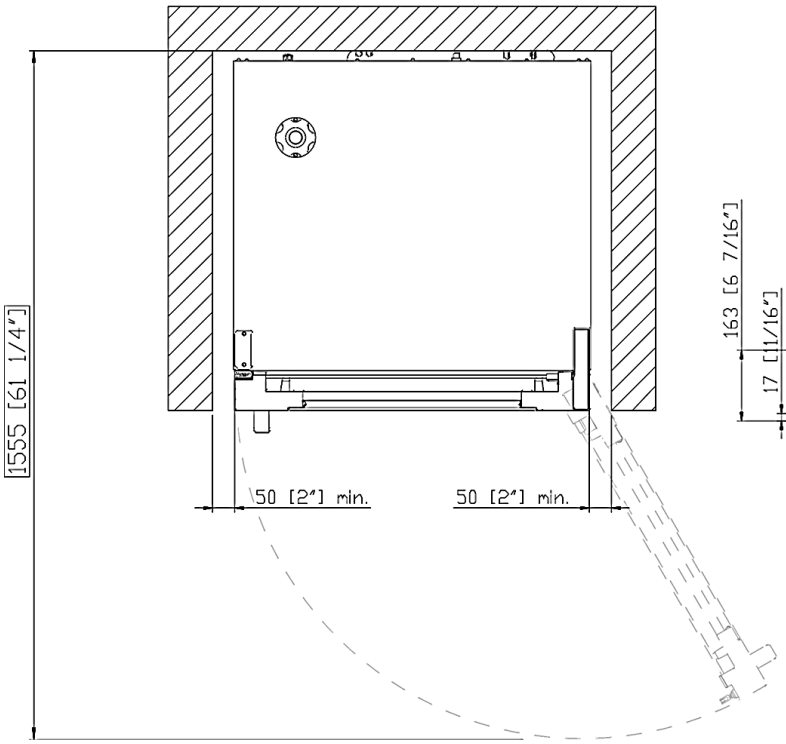
1555 [61 1/4"]
50 [2"] min.
50 [2"] min.

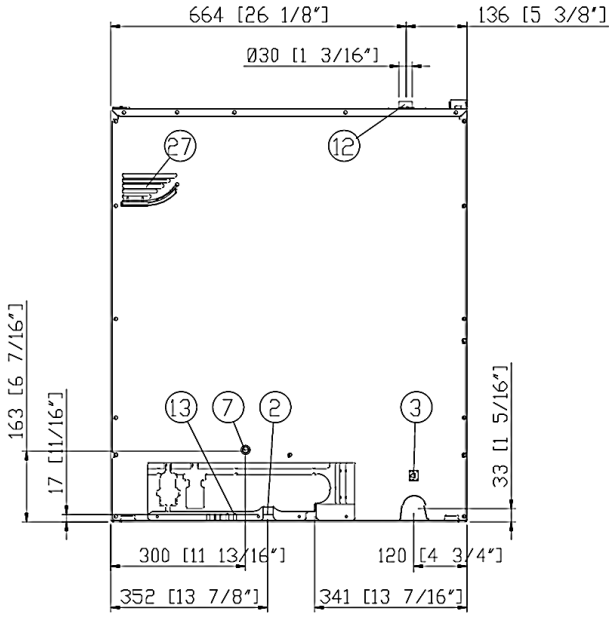
664 [26 1/8"]
136 [5 3/8"]
Ø30 [1 3/16"]
27
12
163 [6 7/16"]
17 [11/16"]
13
7
2
3
33 [1 5/16"]
300 [11 13/16"]
120 [4 3/4"]
352 [13 7/8"]
341 [13 7/16"]

	English	Italiano	Español	Français	Deutsch
02	Electrical connection	Allacciamento elettrico	Conexión eléctrica	Raccordement électrique	Elektrischer Anschluss
08	Water connection	Allacciamento idrico	Conexión de agua	Raccordement à l'eau	Wasseranschluss
09	Gas connection	Allacciamento gas	Conexión de gas	Raccordement au gaz	Gasanschluss
11	Water drain	Scarico acqua	Desagüe del agua	Evacuation	Abflussrohr
12	Smoke exhaust	Scarico fumi	Salida de humos	Aspiration des fumées	Abluftrohr
13	Accessories connection	Collegamento accessori	Conexión de accesorios	Connexion des accessoires	Anschluss des Zubehörs
30	Combustion fumes	Fumi di combustione	Gases de combustión	Fumées de combustion	Abgasse
31	Air inlet	Ingresso aria	Entrada de aire	Entrée d'air	Lufteinlass

	Русский	中文	Português
02	Электрическое подключение	电源连接	Conexão elétrica
08	Подключение к воде	水连接	Conexão hídrica
09	Подключение к газу	燃气连接	Conexão gás
11	Выход воды	排水	Saída de água
12	Выход газов	排烟	Saída de fumaça
13	Подключение аксессуаров	配件连接	Conexão de acessórios
30	Продукты горения	燃烧烟雾	Fumaça de combustão
31	Воздухозаборник	空气入口	Entrada de ar

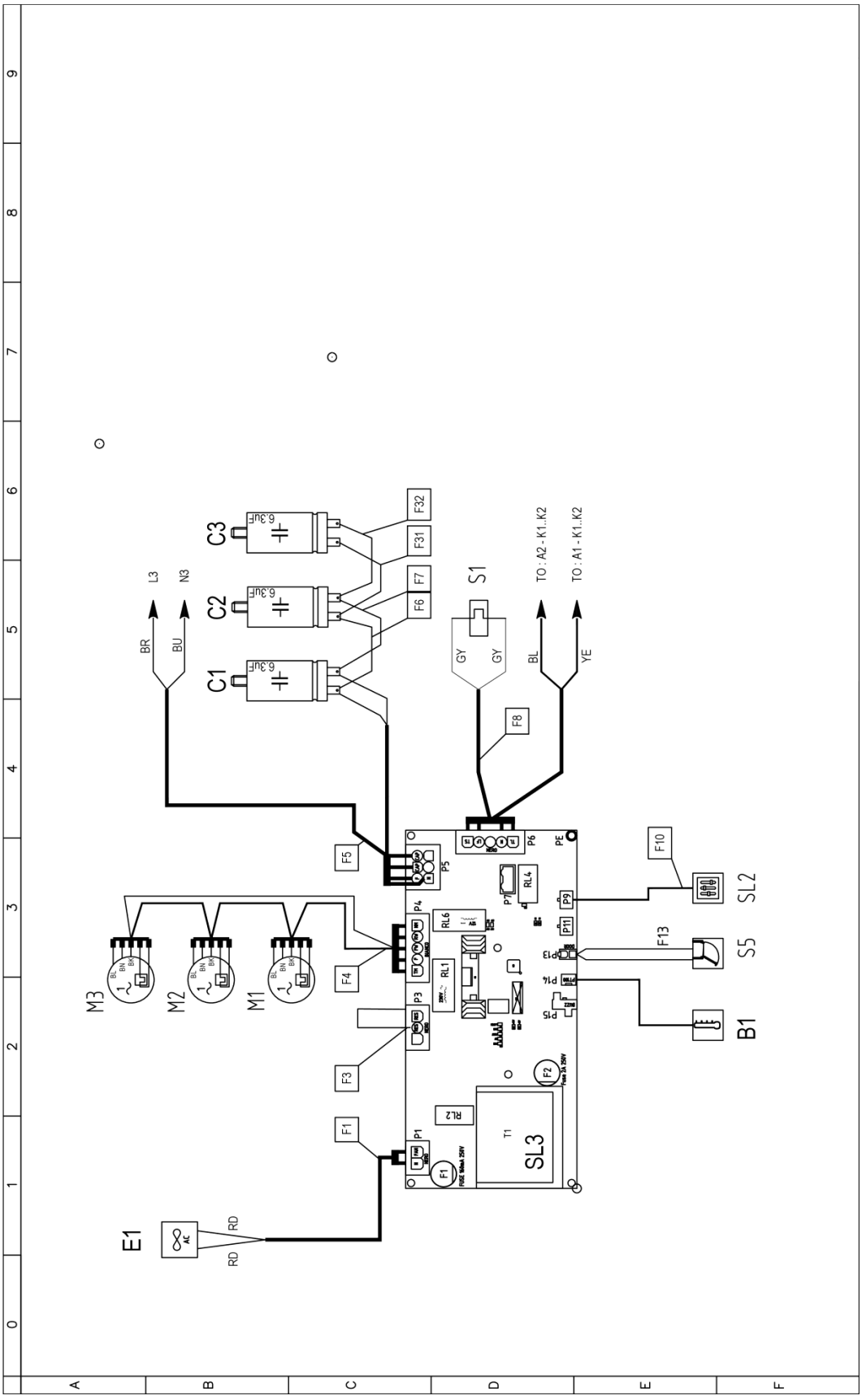
C1
C2
C3
6.3uF
F32
F31
F7
F6
L3
N3
BR
BU
S1
GY
GY
TO : A2 - K1..K2
TO : A1 - K1..K2
BL
YE
F8
F5
F4
F3
F1
F10
F13
SL2
S5
B1
M3
M2
M1
SL3
E1
RD
RD
RL1
RL2
RL4
RL6
P1
P3
P4
P5
P6
P7
P9
P11
P13
P14
P15
T1
F2
F1

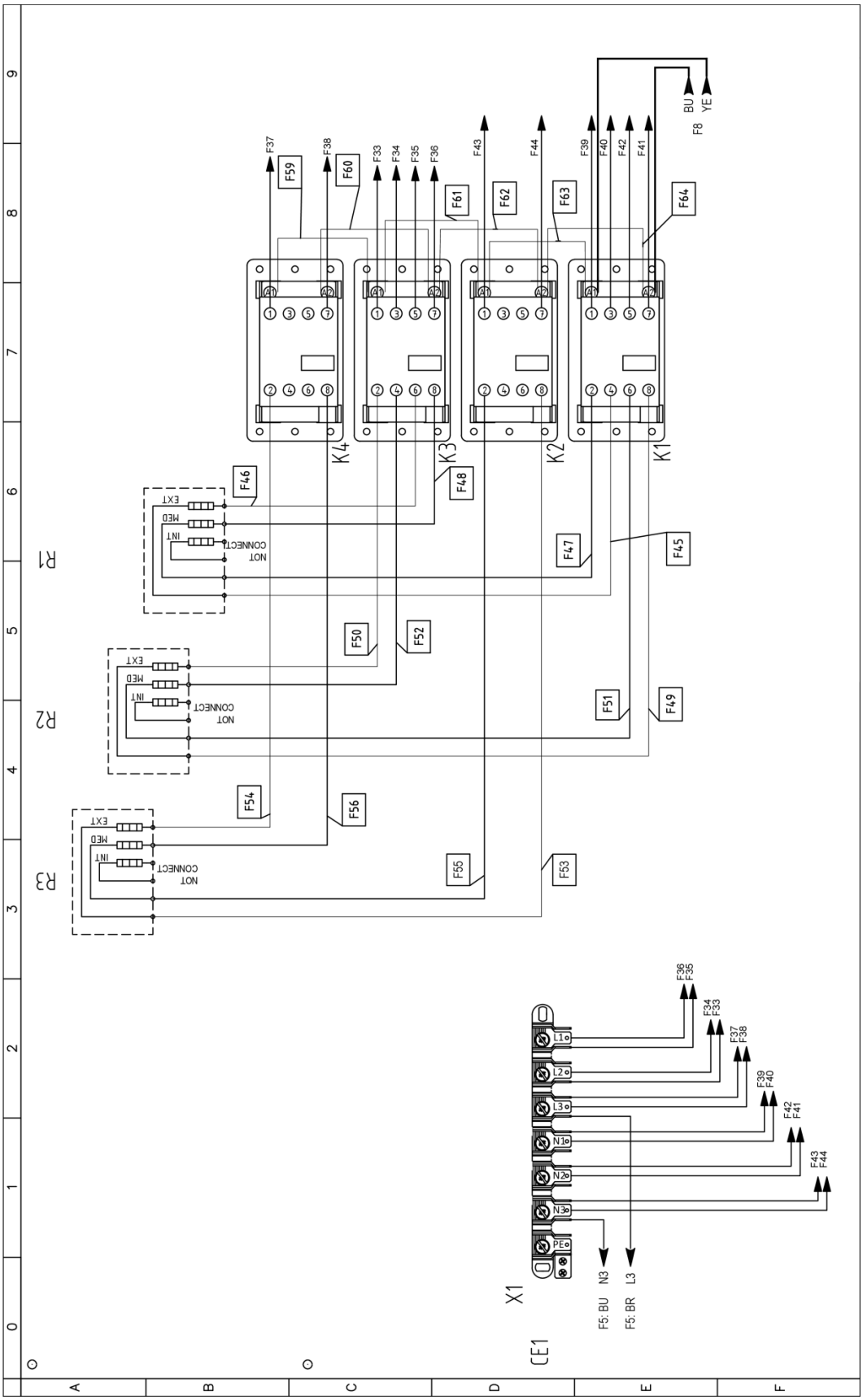
F37
F38
F33
F34
F35
F36
F43
F44
F39
F40
F42
F41
BU
YE
F8
F59
F60
F61
F62
F63
F64
K4
K3
K2
K1
F46
F48
F47
F45
F50
F52
F51
F49
F54
F56
F55
F53
R1
R2
R3
EXT
MED
INT
NOT CONNECT
F36 F35
F34 F33
F37 F38
F39 F40
F42 F41
F43 F44
L1
L2
L3
N1
N2
N3
PE
X1
F5: BU N3
F5: BR L3
CE1
A
B
C
D
E
F
0
1
2
3
4
5
6
7
8
9

Sigle	ENGLISH	ITALIANO	FRANCAIS	ESPAÑOL	DEUTSCH
B1	TEMPERATURE PROBE	SONDA CAMERA	SONDE DE CHAMBRE	SONDA CAMARA	GARRAUMTEMPERATURFUHLER
C1,C2,C3	MOTOR CAPACITOR	CONDENSATORE	CONDENSATEUR	CONDENSADOR	KONDENSATOR
CE1	POWER CORD 5G4mmq H07RN-F	CAVO 5X4 MMQ L1.5 MT	EPINIERE 5X4 MMQ H07RN-F L1.5 MT	CABLE 5X4 MMQ H07RN-F L1.5 MT	KABEL 5X4 MMQ H07RN-F L1.5 MT
E1	COOLING FAN 230V	VENTOLA RAFFREDDAMENTO 230V	TURBINE DE REFROIDISSEMENT 230V	TURBINA DE REFRIGERACION 230V	LÜFTER 230V
K1,K2,K3,K4	CONTACTOR	TELERUTTORE	TELERUPTEUR	TELERRUPTOR	RELAIS
M1,M2,M3	MOTOR	MOTORE	MOTEUR	MOTOR	MOTOR
R1,R2,R3	HEATING ELEMENT	ELEMENTO RISCALDANTE	ELEMENT DE CHAUFFAGE	RESISTENCIA DE CALEFACCIÓN	HEIZUNG
S5	DOOR MICROSWITCH	MICRO INTERRUTTORE PORTA	MICROINTERRUPTEUR DE PORTE	MICROINTERRUPTOR PUERTA	TURKONTAKTSCHALTER
SL2	CONTROL BOARD	SCHEDA CONTROLLO	CARTE DE CONTROLE	TARJETA DE CONTROL	KONTROLL PLATINE
SL3	POWER CARD	SCHEDA POTENZA	CARTE DE PUISSANCE	TARJETA POTENCIA	POWERPLATINE
X1	CONTACTOR 6P+PE	MORSETTIERA 6P+PE	BORNIER 6P+PE	CONECTOR 6P+PE	KLEMMLEISTE 6P+PE
S1	SAFETY THERMOSTAT	TERMOSTATO SICUREZZA	THERMOSTAT DE SECURITE	TERMOSTATO DE SEGURIDAD	SICHERHEITS THERMOSTAT

ED1408A

POWER SUPPLY - CONNECTION DIAGRAM

380-415V ~ 3PH + N + PE 50/60Hz

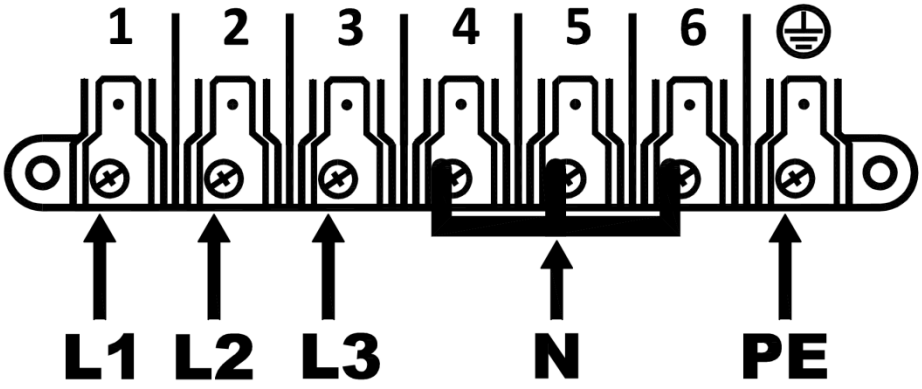

220-240V ~ 3PH + PE 50/60Hz

