# MOD:XEVC-0511-EPRM-HT

## ENGLISH TECHNICAL DATA

| | | |
|---|---|---|
| 01 | POWER | 9,3 kW |
| 03 | FREQUENCY | 50 / 60 Hz |
| 04 | POWER SUPPLY CABLE TYPE | H07RN-F |
| 05 | EXTERNAL Ø OF POWER SUPPLY CABLE | 16 mm |
| 06 | VOLTAGE / POWER CABLE SECTION / CURRENT | 380-415 V~3PH+N+PE<br>5G x 2,5 mm^2<br>Circuit Breaker 16 A<br>I1=13 A - I2=13 A - I3=14 A - In=1 A |
| | | 220-240 V~3PH+PE<br>4G x 4 mm^2<br>Circuit Breaker 32 A<br>I1=23 A - I2=24 A - I3=24 A - In= |
| | | 220-240 V~1PH+PE (Kit required)<br>3G x 10 mm^2<br>Circuit Breaker 50 A<br>I1=41 A - I2= - I3= - In=41 A |
| 10 | WATER PRESSURE | 150-600 kPa / 21-87 psi kPa |
| 11 | MAX FOOD LOAD | 25 kg |
| 13 | WATER MAX CONSUMPTION | 6.5 l/h @ 200 kPa |
| 02 | NOMINAL HEAT INPUT | 9 kW |
| 18 | CAVITY DIMENSIONS ( W - D - H ) | 606x385x392 mm |
| 20 | IP PROTECTION CLASS | X4 |

## ITALIANO

| | |
|---|---|
| 01 | POTENZA |
| 03 | FREQUENZA |
| 04 | TIPO DI CAVO ALIMENTAZIONE |
| 05 | Ø ESTERNO CAVO DI ALIMENTAZIONE |
| 06 | TENSIONE / SEZIONE CAVI ALIMENTAZIONE / CORRENTE |
| 10 | PRESSIONE ACQUA |
| 11 | CARICA MAX CIBO |
| 13 | CONSUMO MAX ACQUA |
| 02 | POTENZA TERMICA NOMINALE |
| 18 | DIMENSIONI CAMERA COTTURA ( L - P - H ) |
| 20 | GRADO PROTEZIONE IP |

## FRANCAIS

| | |
|---|---|
| 01 | PUISSANCE ELECTRIQUE |
| 03 | FREQUENCE |
| 04 | TYPE DE CABLE D'ALIMENTATION |
| 05 | Ø EXTERNE DU CABLE D'ALIMENTATION |
| 06 | TENSION / SECTION CABLE D'ALIM. |
| 10 | PRESSION DE L'EAU |
| 11 | CHARGE MAXIMALE D'ALIMENT |
| 13 | CONSOMMATION MAX DE L'EAU |
| 02 | DEBIT THERMIQUE NOMINAL |
| 18 | DIMENSIONS CHAMBRE DE CUISSON ( L - P - A ) |
| 20 | INDICE DE PROTECTION IP |

## ESPAÑOL

| | |
|---|---|
| 01 | POTENCIA |
| 03 | FRECUENCIA |
| 04 | TIPO DE CABLE DE ALIMENTACION |
| 05 | Ø CABLE EXTERNO DE ALIMENTACION |
| 06 | TENSION / SECCION CABLES DE ALIMENTACION |
| 10 | PRESION AGUA |
| 11 | CARGA MAX. DE ALIMENTOS |
| 13 | CONSUMO MAX DE AGUA |
| 02 | POTENCIA TERMICA NOMINAL |
| 18 | DIMENSIONES CÁMARA DE COCCIÓN ( An - Pr -Al ) |
| 20 | GRADO DE PROTECCION IP |

## DEUTSCH

| | |
|---|---|
| 01 | ELEKTRISCHE LEISTUNG |
| 03 | FREQUENZ |
| 04 | ZULEITUNGSKABELTYP |
| 05 | AUSSENDURCHMESSER DES VERSORGUNGSKABELS |
| 06 | KABELQUERSCHNITT UND VERSORGUNGSSPANNUNG |
| 10 | WASSERDRUCK |
| 11 | MAX. SPEISENFASSUNGSVERMOGEN |
| 13 | MAXIMUM WASSERVERBRAUCH |
| 02 | NOMINALE WARMELEISTUNG |
| 18 | GRÖBE DES KOCHKAMMERS ( B - T - H ) |
| 20 | SCHTZART IP |

# MOD:XEVC-0511-EPRM-HT

| ENGLISH - DRAWINGS | |
|---|---|
| 2 | TERMINAL BOARD POWER SUPPLY |
| 3 | UNIPOTENTIAL TERMINAL |
| 6 | TECHNICAL DATA PLATE |
| 7 | SAFETY THERMOSTAT |
| 8 | 3/4" THREAD WATER INLET |
| 10 | Rotor.KLEAN CONNECTION |
| 11 | CAVITY DRAIN PIPE |
| 12 | HOT FUMES EXHAUST CHIMNEY |
| 13 | ACCESSORIES CONNECTION |
| 27 | COOLING AIR OUTLET |

| ITALIANO - DISEGNI | |
|---|---|
| 2 | MORSETTIERA ALIMENTAZIONE |
| 3 | MORSETTO EQUIPOTENZIALE |
| 6 | TARGHETTA DATI TECNICI |
| 7 | TERMOSTATO DI SICUREZZA |
| 8 | INGRESSO ACQUA 3/4" |
| 10 | INGRESSO Rotor.KLEAN |
| 11 | SCARICO CAMERA DI COTTURA |
| 12 | USCITA FUMI CALDI |
| 13 | COLLEGAMENTO ACCESSORI |
| 27 | USCITA ARIA DI RAFFREDDAMENTO |

| FRANCAIS - ENCOMBREMEN | |
|---|---|
| 2 | BOITE A BORNES D'ALIMENTATION |
| 3 | SUPPORT BORNE EQUIPOTENTIELLE |
| 6 | PLAQUETTE SEGNALETIQUE |
| 7 | THERMOSTAT DE SÉCURITÉ |
| 8 | ARRIVE' D'EAU FIELT 3/4" |
| 10 | ENTRÉE Rotor.KLEAN |
| 11 | SORTIE DE L'EAU RACCORD |
| 12 | SORTIE DES FUMEES CHAUDES |
| 13 | JONCTION DES ACCESSOIRES |
| 27 | SORTIE D'EAU DE REFROIDISSEMENT |

| ESPAÑOL - DISEÑOS | |
|---|---|
| 2 | CAJA DE CONEXION |
| 3 | SEDE BORNE EQUIPOTENCIAL |
| 6 | TARJETA DE CARACTERISTICAS TECNICAS |
| 7 | TERMOSTATO DE SEGURIDAD |
| 8 | ENTRADA DE AGUA 3/4" |
| 10 | INGRESO Rotor.KLEAN |
| 11 | DESCARGA CAMARA DE COCCION |
| 12 | SALIDA HUMOS CALIENTES |
| 13 | CONEXION ACCESORIOS |
| 27 | SALIDA DEL AIRE DE ENFRIAMIENTO |

| DEUTSCH - ZEICHNUNGEN | |
|---|---|
| 2 | ZULEITUNGSKLEMMLEISTE |
| 3 | GLEICHPOTENTIELLE KLAMMER |
| 6 | TYPENSCHILD |
| 7 | SICHERHEITSTHERMOSTAT |
| 8 | WASSEREINZUG 3/4" GEWINDE |
| 10 | Rotor.KLEAN EINGANG |
| 11 | WASSERAUSLASS GEWINDE |
| 12 | ABZUGSHAUBE |
| 13 | ZUBEHÖRTEILENVERBINDUNG |
| 27 | KÜHLLUFTAUSTRITT |

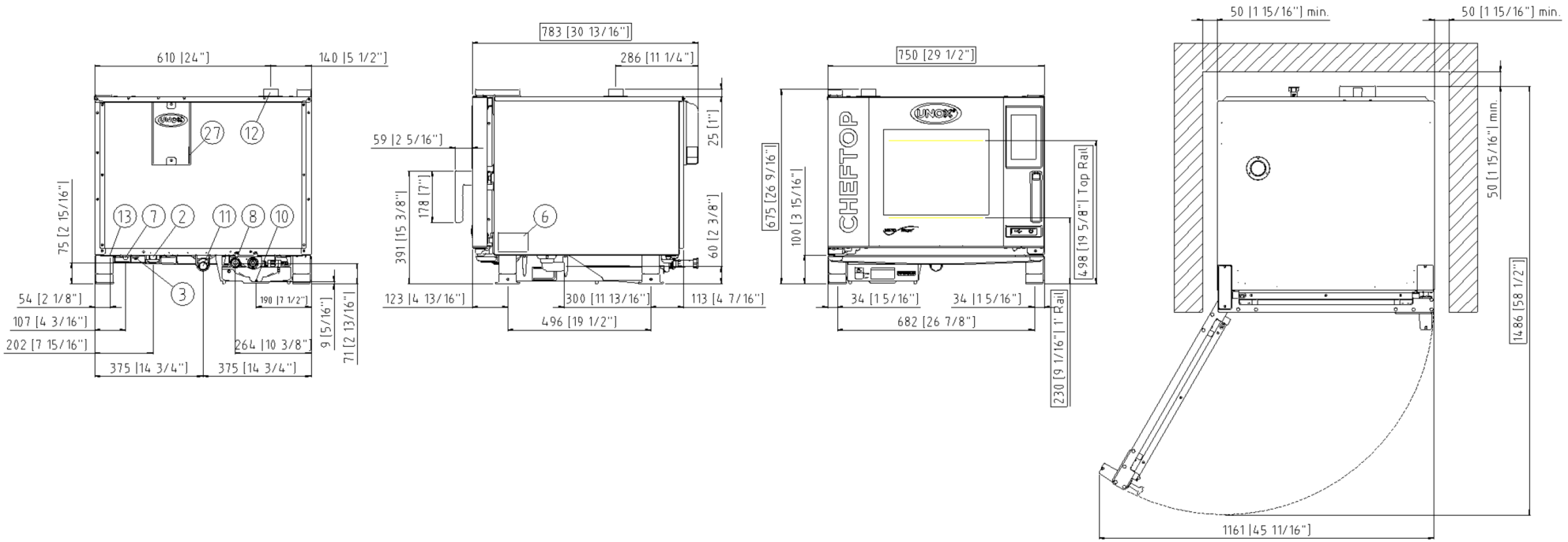

# MOD:XEVC-0511-EPRM-HT

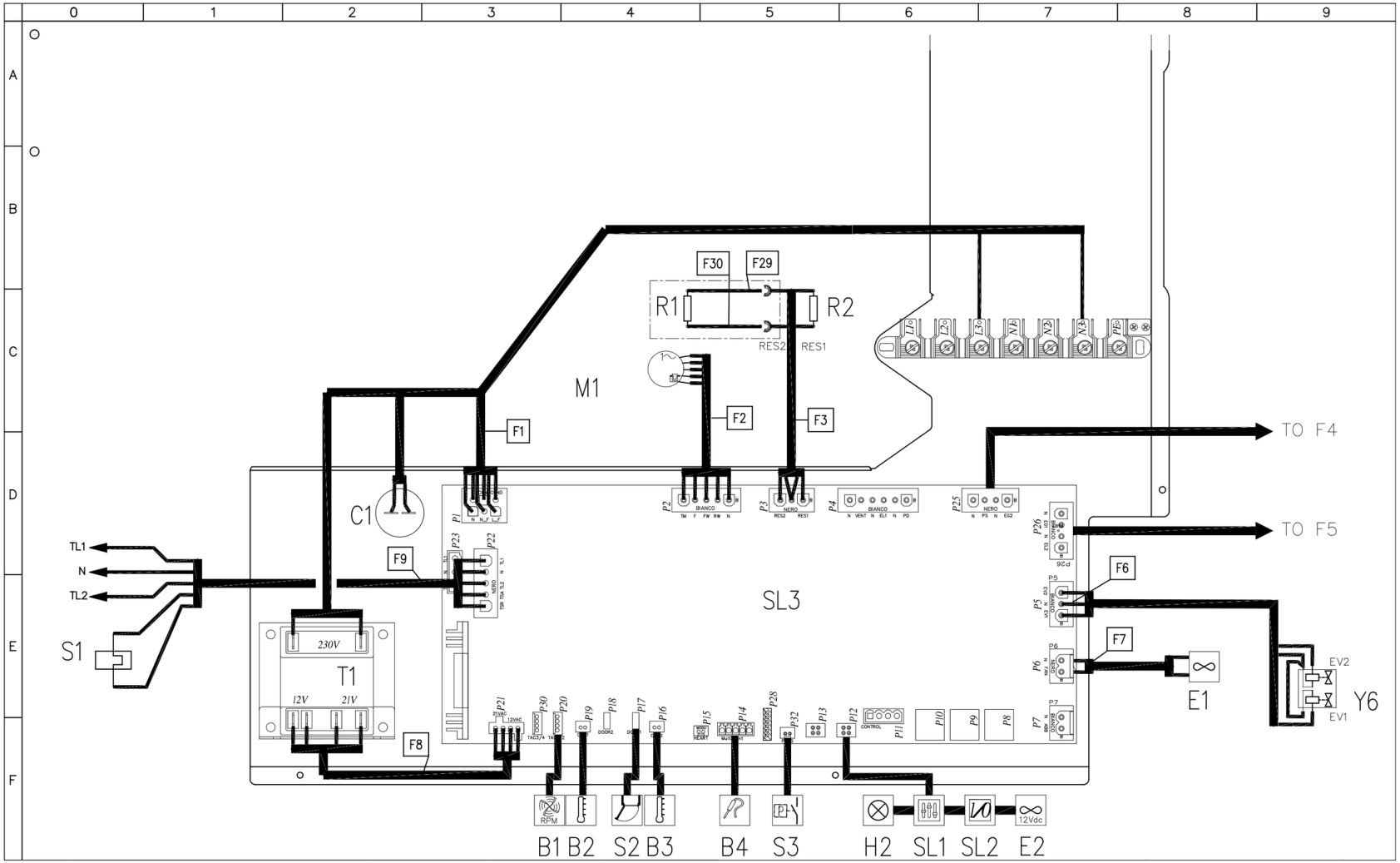

# MOD:XEVC-0511-EPRM-HT

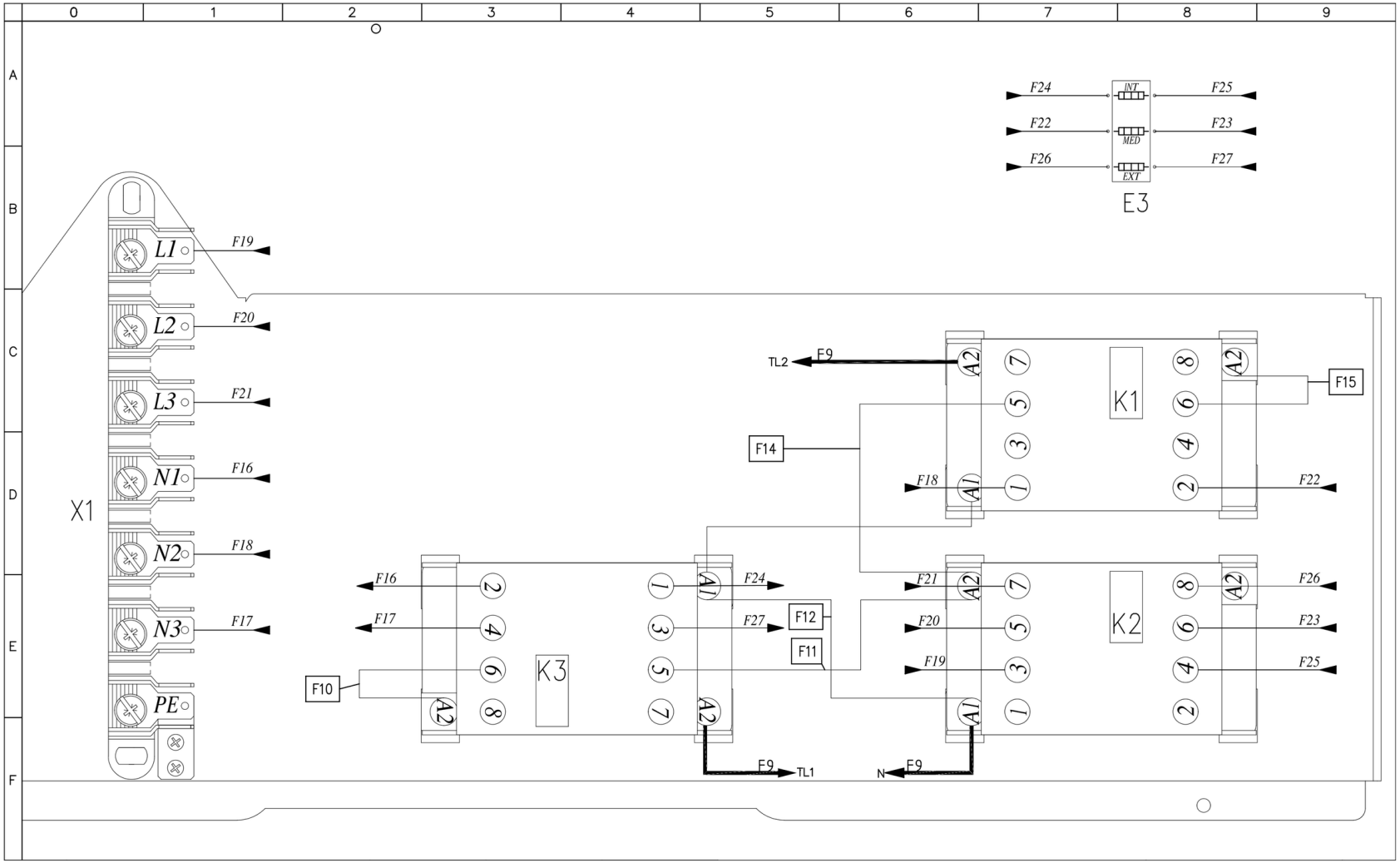

# MOD:XEVC-0511-EPRM-HT

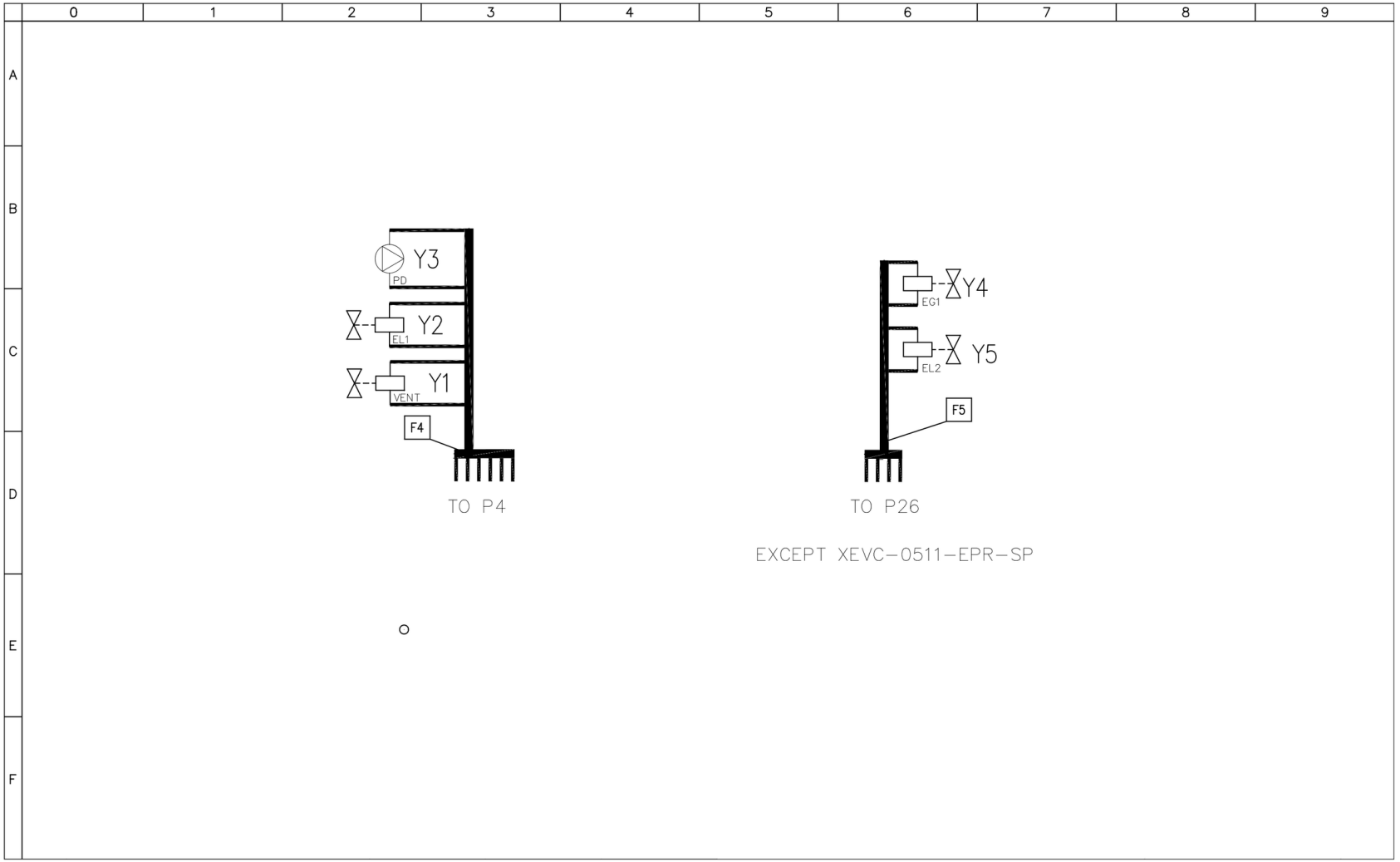

# MOD:XEVC-0511-EPRM-HT

| Sigle | ITALIANO | ENGLISH | FRANCAIS | ESPAÑOL | DEUTSCH |
|---|---|---|---|---|---|
| C1 | CONDENSATORE | MOTOR CAPACITOR | CONDENSATEUR | CONDENSADOR | KONDENSATOR |
| E3 | ELEMENTO RISCALDANTE | HEATING ELEMENT | ELEMENT DE CHAUFFAGE | RESISTENCIA DE CALEFACCIÓN | HEIZUNG |
| K1,K2,K3 | TELERUTTORE | CONTACTOR | TELERUPTEUR | TELERRUPTOR | RELAIS |
| SL3 | SCHEDA POTENZA | POWER CARD | CARTE DE PUISSANCE | TARJETA POTENCIA | POWERPLATINE |
| T1 | TRASFORMATORE | TRANSFORMER | TRASFORMATEUR | TRANSFORMADOR | TRANSFORMATOR |
| X1 | MORSETTIERA 7P | TERMINAL BLOCK 7P | BORNIER 7P | CONECTOR 7P | KLEMMLEISTE 7P |
| Y1 | DRY MAXY | DRY MAXY | DRY MAXY | DRY MAXY | DRY MAXY |
| Y2,Y4,Y5 | ELETTROVALVOLA ACQUA | WATER SOLENOID VALVE | ELECTROVANNE EAU | ELECTROVALVULA | ELEKTROVENTIL |
| Y3 | POMPA | PUMP | POMPE | BOMBA | PUMPE |
| B1 | SENSORE VELOCITA MOTORE | MOTOR SPEED SENSOR | CAPTEUR DE VITESSE MOTEUR | SENSOR DE VELOCIDAD MOTOR | GESCHWINDIGKEITSSENSOR |
| B2,B3 | SONDA CAMERA | TEMPERATURE PROBE | SONDE DE CHAMBRE | SONDA CAMARA | GARRAUMTEMPERATURFUHLER |
| B4 | SONDA AL CUORE | CORE PROBE | SONDE A COEUR | SONDA CORAZON | KERNTEMPERATURFUHLER |
| E1 | VENTOLA RAFFREDDAMENTO 230V | COOLING FAN 230V | TURBINE DE REFROIDISSEMENT 230V | TURBINA DE REFRIGERACION 230V | LÜFTER 230V |
| E2 | VENTOLA RAFFREDDAMENTO 12V | COOLING FAN 12V | TURBINE DE REFROIDISSEMENT 12V | TURBINA DE REFRIGERACION 12V | LÜFTER 12V |
| H2 | LUCE CAMERA | OVEN LIGHT | ECLAIRAGE DE CHAMBRE | LUZ CAMARA | BELEUCHTUNG |
| M1 | MOTORE | MOTOR | MOTEUR | MOTOR | MOTOR |
| R1,R2 | RESISTENZA DI MODULAZIONE VENTILATORE | MOTOR MODULATION RESISTANCE | RESISTANCE DE MODULATION VENTILATEUR | RESISTENCIA MODULACION VELOCIDAD | WIDERSTAND LOW FAN |
| S1 | TERMOSTATO SICUREZZA | SAFETY THERMOSTAT | THERMOSTAT DE SECURITE | TERMOSTATO DE SEGURIDAD | SICHERHEITS THERMOSTAT |
| S2 | MICRO INTERRUTTORE PORTA | DOOR MICROSWITCH | MICROINTERRUPTEUR DE PORTE | MICROINTERRUPTOR PUERTA | TURKONTAKTSCHALTER |
| S3 | PRESSOSTATO | PRESSURE SWITCH | PRESSOSTAT | PRESÓSTATO | DRUCKSCHALTER |
| SL1 | SCHEDA CONTROLLO | CONTROL BOARD | CARTE DE CONTROLE | TARJETA DE CONTROL | KONTROLL PLATINE |
| SL2 | SCHEDA 1/0 – USB | USB – 1/0 BOARD | USB – CARTE 1/0 | USB – TARJETA 1/0 | USB – 1/0 PLATINE |
| Y6 | ELETTROVALVOLA ACQUA 3 STADI | WATER SOLENOID VALVE 3STAGE | ELECTROVANNE EAU 3 E'TAPES | ELECTROVALVULA 3 ETAPAS | ELEKTROVENTIL 3 STUFEN |

ED1423A

POWER SUPPLY - CONNECTION DIAGRAM

380-415V ~ 3PH + N + PE 50/60Hz

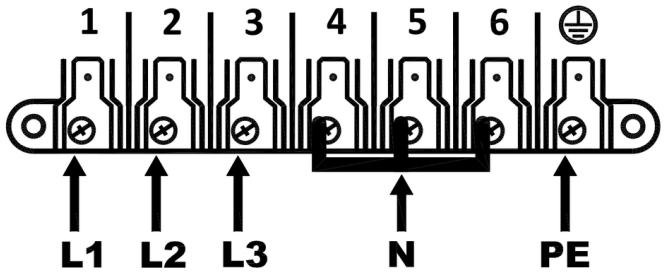


220-240V ~ 3PH + PE 50/60Hz

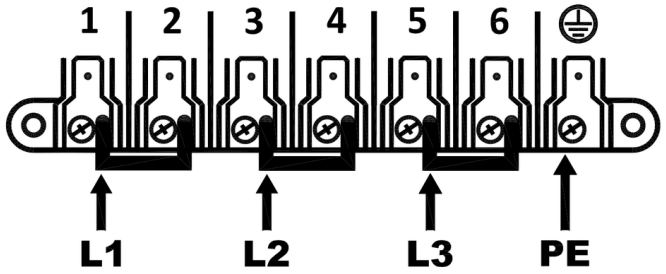


220-240V ~ 1PH + PE 50/60Hz

ONLY WITH KIT XUC129

