# MOD:XEVC-0621-GPLM

## ENGLISH — TECHNICAL DATA

| | | |
|---|---|---|
| 01 | POWER | 1 kW |
| 03 | FREQUENCY | 50 / 60 Hz |
| 04 | POWER SUPPLY CABLE TYPE | H07RN-F |
| 05 | EXTERNAL Ø OF POWER SUPPLY CABLE | 10 mm |
| 06 | VOLTAGE / POWER CABLE SECTION / CURRENT | 220-240 V~1PH+N+PE<br>3G x 1,5 mm^2<br>Circuit Breaker 10 A<br>I1=4,5 A |
| 10 | WATER PRESSURE | 150-600 kPa |
| 11 | MAX FOOD LOAD | 60 kg |
| 13 | WATER MAX CONSUMPTION | 14,5 l/h @ 200 kPa |
| 16 | GAS NOMINAL HEAT INPUT | 27 kW |
| 17 | TOTAL NOMINAL HEAT INPUT | 27 kW |
| 18 | CAVITY DIMENSIONS ( W - D - H ) | 716x705x560 mm |
| 20 | IP PROTECTION CLASS | IPX4 |

## ITALIANO

| | |
|---|---|
| 01 | POTENZA |
| 03 | FREQUENZA |
| 04 | TIPO DI CAVO ALIMENTAZIONE |
| 05 | Ø ESTERNO CAVO DI ALIMENTAZIONE |
| 06 | TENSIONE / SEZIONE CAVI ALIMENTAZIONE / CORRENTE |
| 10 | PRESSIONE ACQUA |
| 11 | CARICA MAX CIBO |
| 13 | CONSUMO MAX ACQUA |
| 16 | POTENZA TERMICA NOMINALE GAS |
| 17 | POTENZA TERMICA NOMINALE TOTALE |
| 18 | DIMENSIONI CAMERA COTTURA ( L - P - H ) |
| 20 | GRADO PROTEZIONE IP |

## FRANCAIS

| | |
|---|---|
| 01 | PUISSANCE ELECTRIQUE |
| 03 | FREQUENCE |
| 04 | TYPE DE CABLE D'ALIMENTATION |
| 05 | Ø EXTERNE DU CABLE D'ALIMENTATION |
| 06 | TENSION / SECTION CABLE D'ALIM. |
| 10 | PRESSION DE L'EAU |
| 11 | CHARGE MAXIMALE D'ALIMENT |
| 13 | CONSOMMATION MAX DE L'EAU |
| 16 | PUISSANCE THERMIQUE NOMINAL GAZ |
| 17 | TOTAL DEBIT THERMIQUE NOMINAL |
| 18 | DIMENSIONS CHAMBRE DE CUISSON ( L - P - A ) |
| 20 | INDICE DE PROTECTION IP |

## ESPAÑOL

| | |
|---|---|
| 01 | POTENCIA |
| 03 | FRECUENCIA |
| 04 | TIPO DE CABLE DE ALIMENTACION |
| 05 | Ø CABLE EXTERNO DE ALIMENTACION |
| 06 | TENSION / SECCION CABLES DE ALIMENTACION |
| 10 | PRESION AGUA |
| 11 | CARGA MAX. DE ALIMENTOS |
| 13 | CONSUMO MAX DE AGUA |
| 16 | POTENCIA TÉRMICA NOMINAL GAS |
| 17 | TOTALE POTENCIA TERMICA NOMINAL |
| 18 | DIMENSIONES CÁMARA DE COCCIÓN ( An - Pr -Al ) |
| 20 | GRADO DE PROTECCION IP |

## DEUTSCH

| | |
|---|---|
| 01 | ELEKTRISCHE LEISTUNG |
| 03 | FREQUENZ |
| 04 | ZULEITUNGSKABELTYP |
| 05 | AUSSENDURCHMESSER DES VERSORGUNGSKABELS |
| 06 | KABELQUERSCHNITT UND VERSORGUNGSSPANNUNG |
| 10 | WASSERDRUCK |
| 11 | MAX. SPEISENFASSUNGSVERMOGEN |
| 13 | MAXIMUM WASSERVERBRAUCH |
| 16 | GAS NENNWÄRMELEISTUNG |
| 17 | NENNWÄRMEBELASTUNG |
| 18 | GRÖBE DES KOCHKAMMERS ( B - T - H ) |
| 20 | SCHTZART IP |

# MOD:XEVC-0621-GPLM

| ENGLISH - DRAWINGS | |
|---|---|
| 2 | TERMINAL BOARD POWER SUPPLY |
| 3 | UNIPOTENTIAL TERMINAL |
| 6 | TECHNICAL DATA PLATE |
| 7 | SAFETY THERMOSTAT |
| 8 | 3/4" THREAD WATER INLET |
| 9 | 3/4" GAS INLET |
| 10 | Rotor.KLEAN CONNECTION |
| 11 | CAVITY DRAIN PIPE |
| 12 | HOT FUMES EXHAUST CHIMNEY |
| 13 | ACCESSORIES CONNECTION |
| 27 | COOLING AIR OUTLET |
| 30 | COMBUSTION GASSES EXHAUST |

| ITALIANO - DISEGNI | |
|---|---|
| 2 | MORSETTIERA ALIMENTAZIONE |
| 3 | MORSETTO EQUIPOTENZIALE |
| 6 | TARGHETTA DATI TECNICI |
| 7 | TERMOSTATO DI SICUREZZA |
| 8 | INGRESSO ACQUA 3/4" |
| 9 | INGRESSO GAS 3/4" |
| 10 | INGRESSO Rotor.KLEAN |
| 11 | SCARICO CAMERA DI COTTURA |
| 12 | USCITA FUMI CALDI |
| 13 | COLLEGAMENTO ACCESSORI |
| 27 | USCITA ARIA DI RAFFREDDAMENTO |
| 30 | USCITA FUMI COMBUSTI |

| FRANCAIS - ENCOMBREMEN | |
|---|---|
| 2 | BOITE A BORNES D'ALIMENTATION |
| 3 | SUPPORT BORNE EQUIPOTENTIELLE |
| 6 | PLAQUETTE SEGNALÉTIQUE |
| 7 | THERMOSTAT DE SÉCURITÉ |
| 8 | ARRIVE' D'EAU FIELT 3/4" |
| 9 | ARRIVÉ DU GAS 3/4" |
| 10 | ENTRÉE Rotor.KLEAN |
| 11 | SORTIE DE L'EAU RACCORD |
| 12 | SORTIE DES FUMEES CHAUDES |
| 13 | JONCTION DES ACCESSOIRES |
| 27 | SORTIE D'EAU DE REFROIDISSEMENT |
| 30 | SORTIE DES FUMÉES DE COMBUSTION |

| ESPAÑOL - DISEÑOS | |
|---|---|
| 2 | CAJA DE CONEXION |
| 3 | SEDE BORNE EQUIPOTENCIAL |
| 6 | TARJETA DE CARACTERISTICAS TECNICAS |
| 7 | TERMOSTATO DE SEGURIDAD |
| 8 | ENTRADA DE AGUA 3/4" |
| 9 | ENTRADA DE GAS 3/4" |
| 10 | INGRESO Rotor.KLEAN |
| 11 | DESCARGA CAMARA DE COCCION |
| 12 | SALIDA HUMOS CALIENTES |
| 13 | CONEXION ACCESORIOS |
| 27 | SALIDA DEL AIRE DE ENFRIAMIENTO |
| 30 | SALIDA HUMOS DE COMBUSTIÓN |

| DEUTSCH - ZEICHNUNGEN | |
|---|---|
| 2 | ZULEITUNGSKLEMMLEISTE |
| 3 | GLEICHPOTENTIELLE KLAMMER |
| 6 | TYPENSCHILD |
| 7 | SICHERHEITSTHERMOSTAT |
| 8 | WASSEREINZUG 3/4" GEWINDE |
| 9 | GAS EINZUG 3/4" GEWINDE |
| 10 | Rotor.KLEAN EINGANG |
| 11 | WASSERAUSLASS GEWINDE |
| 12 | ABZUGSHAUBE |
| 13 | ZUBEHÖRTEILENVERBINDUNG |
| 27 | KÜHLLUFTAUSTRITT |
| 30 | ABGASKAMIN |

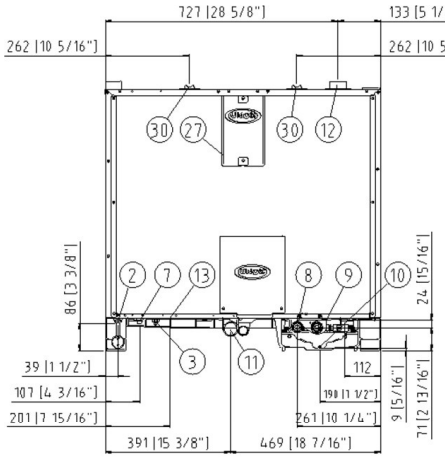


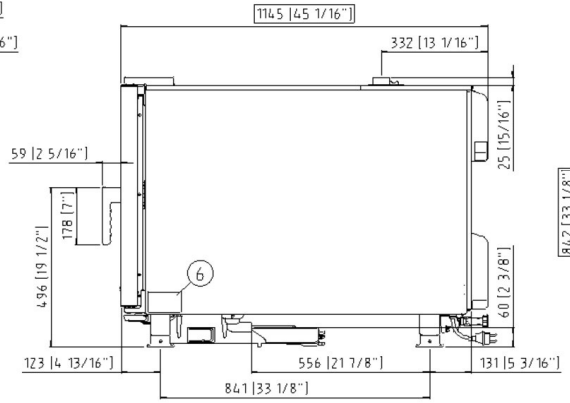


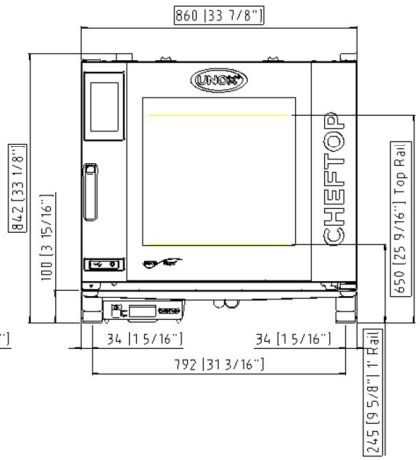


**NON COMBUSTIBLE SURFACE**

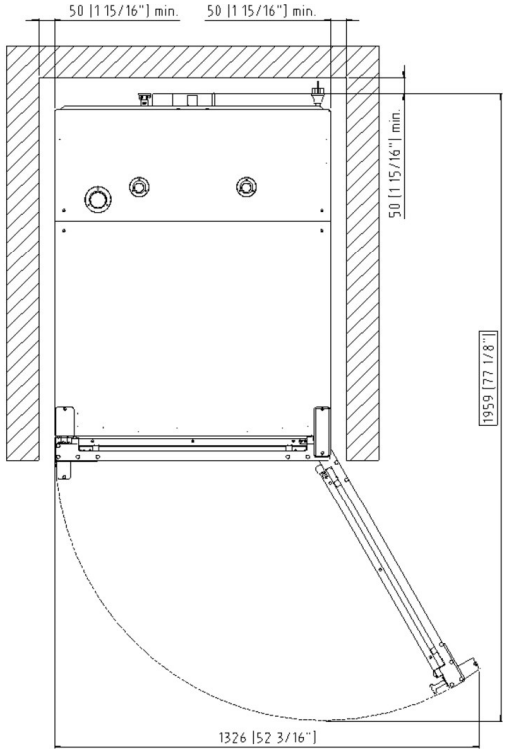

# MOD:XEVC-0621-GPLM

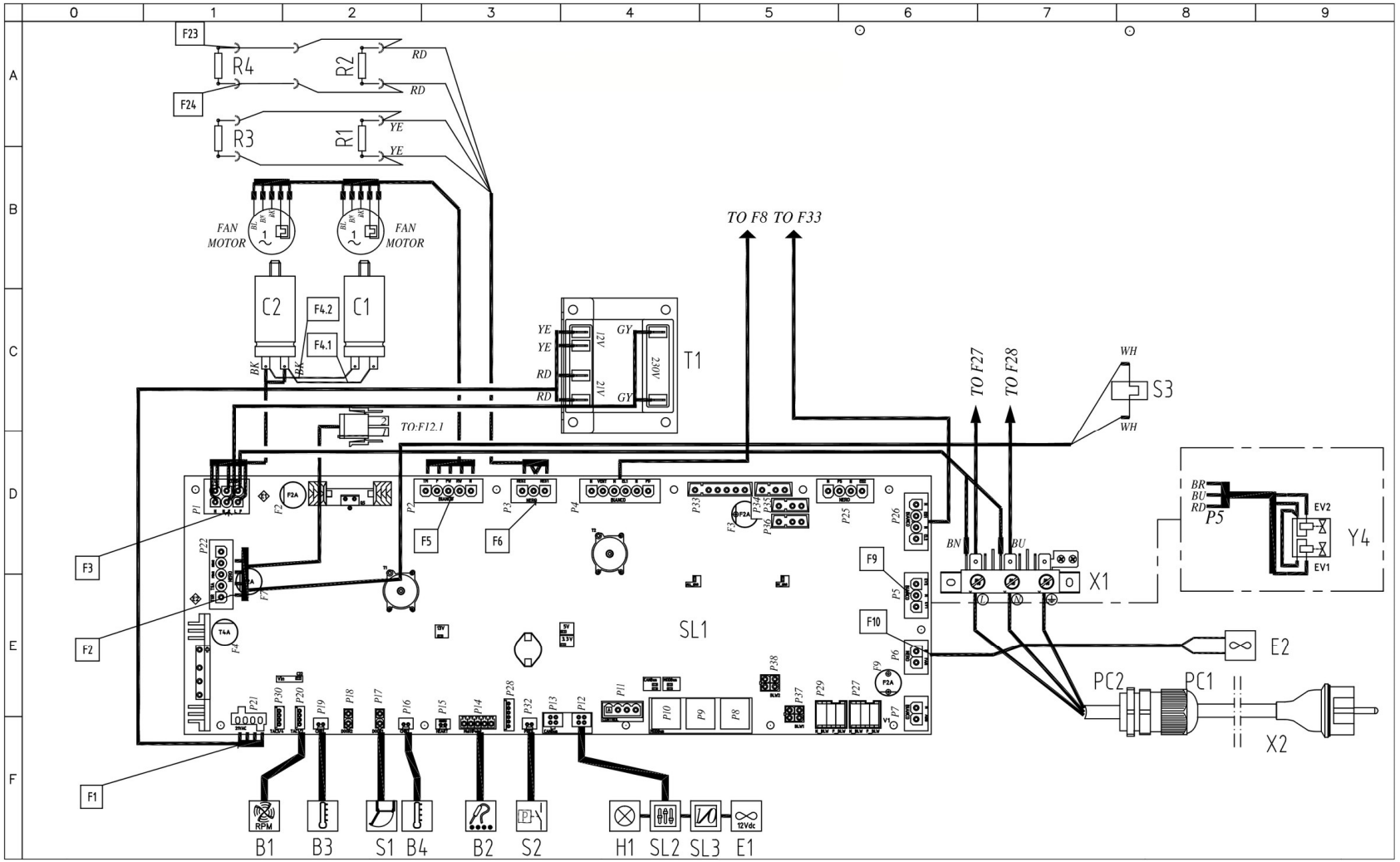

# MOD:XEVC-0621-GPLM

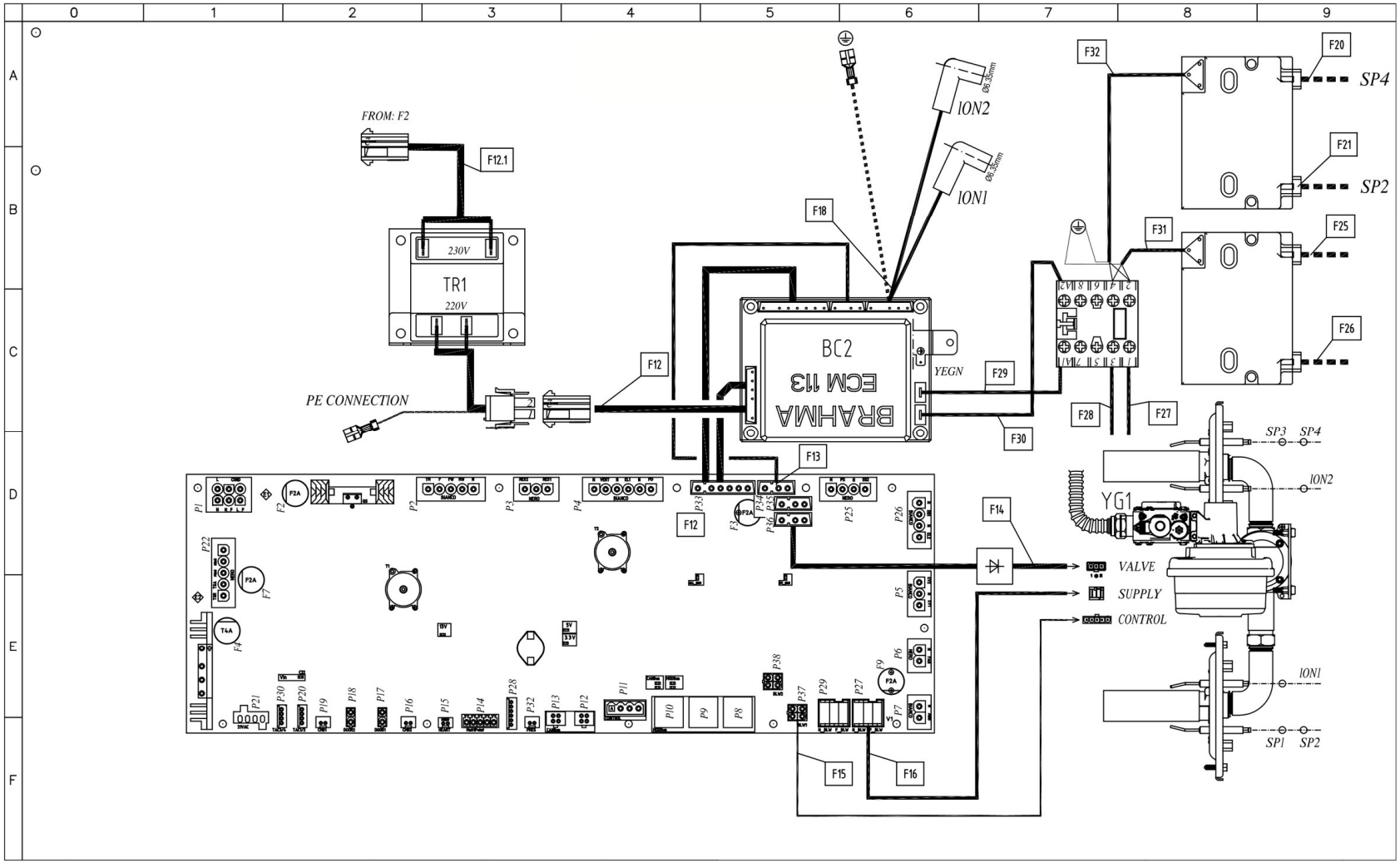

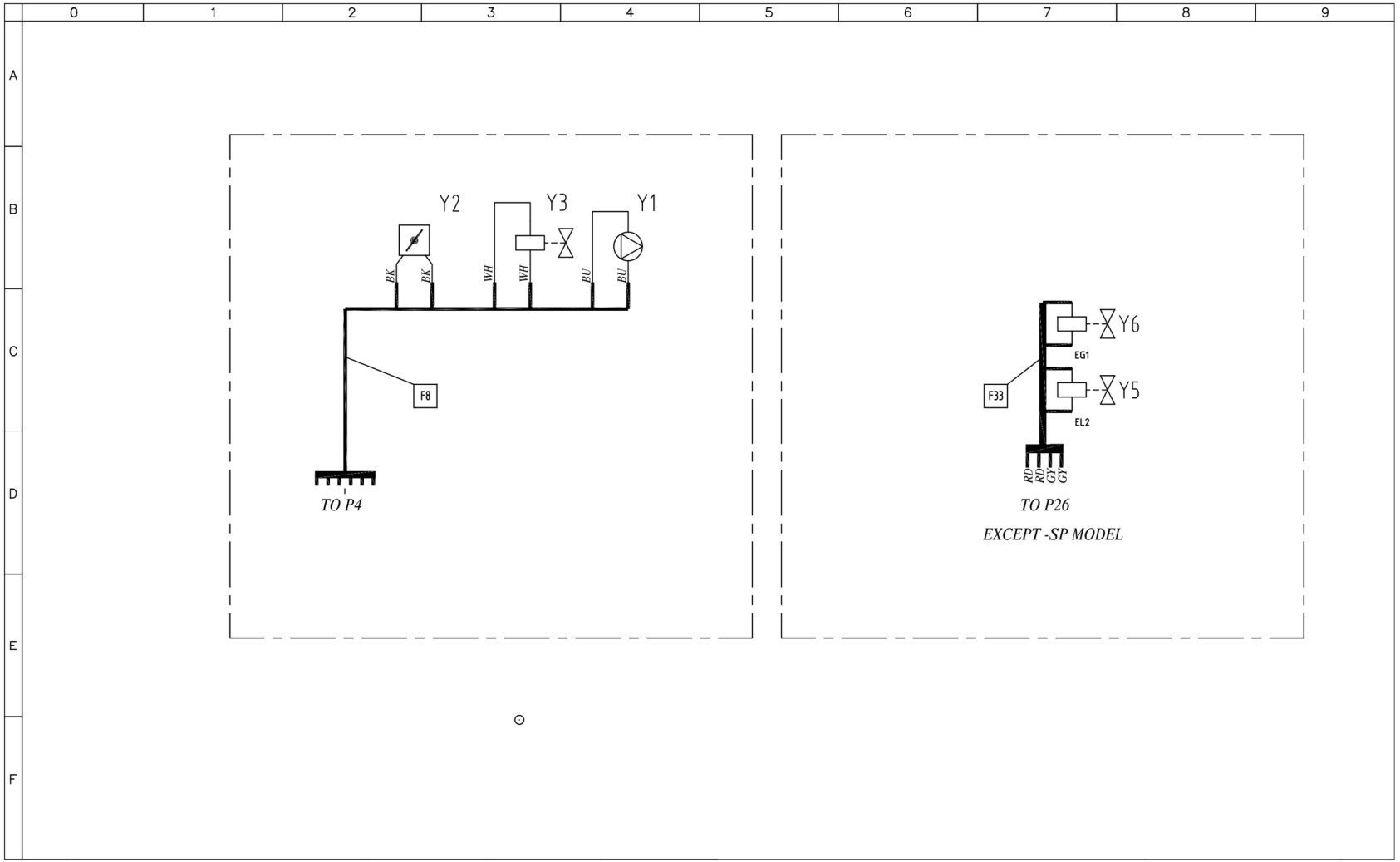
0
1
2
3
4
5
6
7
8
9
A
B
C
D
E
F
Y2
Y3
Y1
BK
BK
WH
WH
BU
BU
F8
TO P4
Y6
EG1
F33
Y5
EL2
RD
RD
GY
GY
TO P26
EXCEPT -SP MODEL

# MOD:XEVC-0621-GPLM

| Sigle | ITALIANO | ENGLISH | FRANCAIS | ESPAÑOL | DEUTSCH |
|---|---|---|---|---|---|
| B1 | SENSORE VELOCITA MOTORE | MOTOR SPEED SENSOR | CAPTEUR DE VITESSE MOTEUR | SENSOR DE VELOCIDAD MOTOR | GESCHWINDIGKEITSSENSOR |
| B3 | SONDA CAMERA | TEMPERATURE PROBE | SONDE DE CHAMBRE | SONDA CAMARA | GARRAUMTEMPERATURFUHLER |
| SL1 | SCHEDA POTENZA | POWER CARD | CARTE DE PUISSANCE | TARJETA POTENCIA | POWERPLATINE |
| T2,T3 | TRASFORMATORE D'ACCENSIONE | IGNITION TRANSFORMER | TRANSFORMATEUR D'ALLUMAGE | TRASFORMADOR D'INGICION | ZÜNDTRASFORMATOR |
| TR1 | TRASFORMATORE | TRANSFORMER | TRASFORMATEUR | TRANSFORMADOR | TRASFORMATORE |
| YG1 | ELETTROVALVOLA GAS | GAS VALVE | ROBINET DE GAZ | VALVULA DE GAS | GAS VENTIL |
| B2 | SONDA AL CUORE | CORE PROBE | SONDE A COEUR | SONDA CORAZON | KERNTEMPERATURFUHLER |
| B4 | SONDA CAMERA | TEMPERATURE PROBE | SONDE DE CHAMBRE | SONDA CAMARA | GARRAUMTEMPERATURFUHLER |
| BC2 | CONTROLLO FIAMMA | FLAME CONTROL DEVICE | FLAMME RELEVATRICE | CONTROL LLAMA | FLAMMESTEUERUNG |
| C1,C2 | CONDENSATORE | MOTOR CAPACITOR | CONDENSATEUR | CONDENSADOR | KONDENSATOR |
| E1 | VENTOLA RAFFREDDAMENTO 12V | COOLING FAN 12V | TURBINE DE REFROIDISSEMENT 12V | TURBINA DE REFRIGERACION 12V | LÜFTER 12V |
| E2 | VENTOLA RAFFREDDAMENTO 230V | COOLING FAN 230V | TURBINE DE REFROIDISSEMENT 230V | TURBINA DE REFRIGERACION 230V | LÜFTER 230V |
| H1 | LUCE CAMERA | OVEN LIGHT | ECLAIRAGE DE CHAMBRE | LUZ CAMARA | BELEUCHTUNG |
| K1 | TELERUTTORE | CONTACTOR | TELERUPTEUR | TELERRUPTOR | RELAIS |
| PC1 | PRESSACAVO PG 13,5 | CABLE GLAND / CORDGRIP PG13,5 | PRESSE ETOUPE PG13,5 | PASACABLES PG13,5 | Drüse PG13,5 |
| PC2 | DADO PRESSACAVO PG13,5 | LOCKNUT PG13,5 | E'CROU PRESSE-E'TOUPE PG13,5 | NUT PASACABLES PG13,5 | ÜBERWURFMUTTER PG13,5 |
| R1,R2,R3,R4 | RESISTENZA DI MODULAZIONE VENTILATORE | MOTOR MODULATION RESISTANCE | RESISTANCE DE MODULATION VENTILATEUR | RESISTENCIA MODULACION VELOCIDAD | WIDERSTAND LOW FAN |
| S1 | MICRO INTERRUTTORE PORTA | DOOR MICROSWITCH | MICROINTERRUPTEUR DE PORTE | MICROINTERRUPTOR PUERTA | TURKONTAKTSCHALTER |
| S2 | PRESSOSTATO | PRESSURE SWITCH | PRESSOSTAT | PRESÓSTATO | DRUCKSCHALTER |
| S3 | TERMOSTATO SICUREZZA | SAFETY THERMOSTAT | THERMOSTAT DE SECURITE | TERMOSTATO DE SEGURIDAD | SICHERHEITS THERMOSTAT |
| SL2 | SCHEDA CONTROLLO | CONTROL BOARD | CARTE DE CONTROLE | TARJETA DE CONTROL | KONTROLL PLATINE |
| SL3 | SCHEDA I/0 - USB | USB - I/0 BOARD | USB - CARTE I/0 | USB - TARJETA I/0 | USB - I/0 PLATINE |
| SL4 | BRIDGE ETHERNET | BRIDGE ETHERNET | BRIDGE ETHERNET | BRIDGE ETHERNET | BRIDGE ETHERNET |
| T1 | TRASFORMATORE | TRANSFORMER | TRASFORMATEUR | TRANSFORMADOR | TRANSFORMATOR |
| X1 | MORSETTIERA | TERMINAL BLOCK | BORNIER | CONECTOR | KLEMMLEISTE |
| X2 | CAVO ALIMENTAZIONE + SCHUKO | POWER CORD + SCHUKO | E'PINIE'RE ET SCHUKO | CABLE Y ENCHUFE SCHUKO | KABEL UND SCHUKO-STECKER |
| Y1 | POMPA | PUMP | POMPE | BOMBA | PUMPE |
| Y2 | DRY MAXY | DRY MAXY | DRY MAXY | DRY MAXY | DRY MAXY |
| Y3,Y5,Y6 | ELETTROVALVOLA ACQUA | WATER SOLENOID VALVE | ELECTROVANNE EAU | ELECTROVALVULA | ELEKTROVENTIL |
| Y4 | ELETTROVALVOLA ACQUA 3 STADI | WATER SOLENOID VALVE 3STAGE | ELECTROVANNE EAU 3 E'TAPES | ELECTROVALVULA 3 ETAPAS | ELEKTROVENTIL 3 STUFEN |

# MOD:XEVC-0621-GPLM

**TAB100026I**

**Installation type:**
**A3- Free Single unit**
**B13- Unit with draught diverter**
**B23- Single or Stacked units under hood**

| Oven Model | Tray type | Gas type | Nominal GAS power [kW] | Nominal GAS power [MJ/h] | Inlet pressure [mbar] | Ø GAS Valve orifice [mm] | Throttle [turns from closed position] | Throttle [Δ turns from G20 setting] | Gas fumes test 1 (MAX) CO2 [% v/v] | Gas fumes test 1 (MAX) CO [ppm] | Gas fumes test 2 (MIN) CO2 [% v/v] | Gas fumes test 2 (MIN) CO [ppm] |
|---|---|---|---|---|---|---|---|---|---|---|---|---|
| XEVC-0511-GPXM.1 | GN1/1 | G110 | 13,5 | 48,6 | 5 - 40 mbar | - | 16,5 | 6 | 4,00 ≤ CO2 ≤ 5,00 | <30 | 4,00 ≤ CO2 ≤ 5,00 | <30 |
| | | G20 | 15 | 54 | 5 - 40 mbar | - | 10,5 | - | 9,30 ≤ CO2 ≤ 9,80 | | 8,50 ≤ CO2 ≤ 9,80 | |
| | | G25 | 15 | 54 | 5 - 40 mbar | - | 12,25 | 1,75 | 9,20 ≤ CO2 ≤ 9,70 | | 8,20 ≤ CO2 ≤ 9,70 | |
| | | G25.1 | 15 | 54 | 5 - 40 mbar | - | 12 | 1,5 | 9,80 ≤ CO2 ≤ 10,30 | | 9,00 ≤ CO2 ≤ 10,30 | |
| | | G25.3 | 15 | 54 | 5 - 40 mbar | - | 12 | 1,5 | 9,60 ≤ CO2 ≤ 10,10 | | 8,00 ≤ CO2 ≤ 10,1 | |
| | | G30 | 15 | 54 | 5 - 40 mbar | 5,5 | 8,25 | -2,25 | 12,00 ≤ CO2 ≤ 12,60 | | 11,00 ≤ CO2 ≤ 12,60 | |
| | | G31 | 15 | 54 | 5 - 40 mbar | 5,5 | 8,5 | -2 | 10,80 ≤ CO2 ≤11,30 | | 9,00 ≤ CO2 ≤ 11,30 | |
| XEVC-0711-GPXM.1 | GN1/1 | G110 | 14,5 | 52,2 | 5 - 40 mbar | - | 17,5 | 7,25 | 4,00 ≤ CO2 ≤ 5,00 | <30 | 4,00 ≤ CO2 ≤ 5,00 | <30 |
| | | G20 | 19 | 68,4 | 5 - 40 mbar | - | 10,25 | - | 9,30 ≤ CO2 ≤ 9,80 | | 8,50 ≤ CO2 ≤ 9,80 | |
| | | G25 | 19 | 68,4 | 5 - 40 mbar | - | 12 | 1,75 | 9,40 ≤ CO2 ≤ 9,90 | | 8,50 ≤ CO2 ≤ 9,90 | |
| | | G25.1 | 19 | 68,4 | 5 - 40 mbar | - | 12,75 | 2,5 | 10,50 ≤ CO2 ≤ 11,20 | | 9,90 ≤ CO2 ≤ 11,20 | |
| | | G25.3 | 19 | 68,4 | 5 - 40 mbar | - | 12,25 | 2 | 9,70 ≤ CO2 ≤ 10,20 | | 8,50 ≤ CO2 ≤ 10,20 | |
| | | G30 | 19 | 68,4 | 5 - 40 mbar | 5,5 | 7,75 | -2,5 | 11,8 ≤ CO2 ≤ 12,50 | | 11 ≤ CO2 ≤ 12,50 | |
| | | G31 | 19 | 68,4 | 5 - 40 mbar | 5,5 | 8,75 | -1,5 | 11,30 ≤ CO2 ≤ 11,70 | | 9,30 ≤ CO2 ≤ 11,70 | |
| XEVC-1011-GPXM.1 | GN1/1 | G110 | 18 | 64,8 | 5 - 40 mbar | - | 17 | 6,5 | 4,00 ≤ CO2 ≤ 5,00 | <30 | 4,00 ≤ CO2 ≤ 5,00 | <30 |
| | | G20 | 22 | 79,2 | 5 - 40 mbar | - | 10,5 | - | 9,30 ≤ CO2 ≤ 9,80 | | 8,00 ≤ CO2 ≤ 9,80 | |
| | | G25 | 22 | 79,2 | 5 - 40 mbar | - | 12,25 | 1,75 | 9,50 ≤ CO2 ≤ 10,00 | | 8,00 ≤ CO2 ≤ 10,00 | |
| | | G25.1 | 22 | 79,2 | 5 - 40 mbar | - | 12,5 | 2 | 10,20 ≤ CO2 ≤ 10,70 | | 9,00 ≤ CO2 ≤ 10,70 | |
| | | G25.3 | 22 | 79,2 | 5 - 40 mbar | - | 12,25 | 1,75 | 9,30 ≤ CO2 ≤ 9,80 | | 7,80 ≤ CO2 ≤ 9,80 | |
| | | G30 | 22 | 79,2 | 5 - 40 mbar | 5,5 | 8 | -2,5 | 12,00 ≤ CO2 ≤ 12,60 | | 10,00 ≤ CO2 ≤ 12,60 | |
| | | G31 | 22 | 79,2 | 5 - 40 mbar | 5,5 | 8,75 | -1,75 | 11,00 ≤ CO2 ≤ 11,50 | | 9,00 ≤ CO2 ≤ 11,50 | |
| XEVC-0621-GPXM.1 | GN2/1 | G110 | 19,5 | 70,2 | 5 - 40 mbar | - | 17 | 6,5 | 4,00 ≤ CO2 ≤ 5,00 | <30 | 4,00 ≤ CO2 ≤ 5,00 | <30 |
| | | G20 | 27 | 97,2 | 5 - 40 mbar | - | 10,5 | - | 9,30 ≤ CO2 ≤ 9,90 | | 8,70 ≤ CO2 ≤ 9,90 | |
| | | G25 | 25 | 90 | 5 - 40 mbar | - | 12 | 1,5 | 9,40 ≤ CO2 ≤ 9,90 | | 8,70 ≤ CO2 ≤ 9,90 | |
| | | G25.1 | 23 | 82,8 | 5 - 40 mbar | - | 11,5 | 1 | 10,20 ≤ CO2 ≤ 10,60 | | 8,50 ≤ CO2 ≤ 12,00 | |
| | | G25.3 | 25,5 | 91,8 | 5 - 40 mbar | - | 11,75 | 1,25 | 9,30 ≤ CO2 ≤ 9,80 | | 8,80 ≤ CO2 ≤ 9,80 | |
| | | G30 | 27 | 97,2 | 5 - 40 mbar | 5,5 | 7,5 | -3 | 11,60 ≤ CO2 ≤ 12,20 | | 11,00 ≤ CO2 ≤ 12,20 | |
| | | G31 | 27 | 97,2 | 5 - 40 mbar | 5,5 | 8,75 | -1,75 | 11,20 ≤ CO2 ≤ 11,60 | | 9,70 ≤ CO2 ≤ 11,60 | |
| XEVC-1021-GPXM.1 | GN2/1 | G110 | 31 | 111,6 | 5 - 40 mbar | - | 18 | 8 | 4,00 ≤ CO2 ≤ 5,00 | <30 | 4,00 ≤ CO2 ≤ 5,00 | <30 |
| | | G20 | 42,5 | 153 | 5 - 40 mbar | - | 10 | - | 9,30 ≤ CO2 ≤ 9,90 | | 9,00 ≤ CO2 ≤ 9,90 | |
| | | G25 | 38 | 136,8 | 5 - 40 mbar | - | 12 | 2 | 9,20 ≤ CO2 ≤ 9,70 | | 9,00 ≤ CO2 ≤ 9,70 | |
| | | G25.1 | 37,5 | 135 | 5 - 40 mbar | - | 12,5 | 2,5 | 10,10 ≤ CO2 ≤ 10,50 | | 9,00 ≤ CO2 ≤ 10,50 | |
| | | G25.3 | 40 | 144 | 5 - 40 mbar | - | 12,5 | 2,5 | 9,40 ≤ CO2 ≤ 9,90 | | 9,00 ≤ CO2 ≤ 9,90 | |
| | | G30 | 42,5 | 153 | 5 - 40 mbar | 5,5 | 8,5 | -1,5 | 11,70 ≤ CO2 ≤ 12,40 | | 11,00 ≤ CO2 ≤ 12,40 | |
| | | G31 | 42,5 | 153 | 5 - 40 mbar | 5,5 | 9 | -1 | 11,00 ≤ CO2 ≤ 11,50 | | 10,00 ≤ CO2 ≤ 11,50 | |
| XEBC-06EU-GPXM,1 | 600x400 | G110 | 14,5 | 52,2 | 5 - 40 mbar | - | 17,5 | 7,25 | 4,00 ≤ CO2 ≤ 5,00 | <30 | 4,00 ≤ CO2 ≤ 5,00 | <30 |
| | | G20 | 19 | 68,4 | 5 - 40 mbar | - | 10,25 | - | 9,30 ≤ CO2 ≤ 9,80 | | 8,50 ≤ CO2 ≤ 9,80 | |
| | | G25 | 19 | 68,4 | 5 - 40 mbar | - | 12 | 1,75 | 9,40 ≤ CO2 ≤ 9,90 | | 8,50 ≤ CO2 ≤ 9,90 | |
| | | G25.1 | 19 | 68,4 | 5 - 40 mbar | - | 12,75 | 2,5 | 10,50 ≤ CO2 ≤ 11,20 | | 9,90 ≤ CO2 ≤ 11,20 | |
| | | G25.3 | 19 | 68,4 | 5 - 40 mbar | - | 12,25 | 2 | 9,70 ≤ CO2 ≤ 10,20 | | 8,50 ≤ CO2 ≤ 10,20 | |
| | | G30 | 19 | 68,4 | 5 - 40 mbar | 5,5 | 7,75 | -2,5 | 11,8 ≤ CO2 ≤ 12,50 | | 11 ≤ CO2 ≤ 12,50 | |
| | | G31 | 19 | 68,4 | 5 - 40 mbar | 5,5 | 8,75 | -1,5 | 11,30 ≤ CO2 ≤ 11,70 | | 9,30 ≤ CO2 ≤ 11,70 | |
| XEBC-10EU-GPXM.1 | 600x400 | G110 | 21,5 | 77,4 | 5 - 40 mbar | - | 17,5 | 7 | 4,00 ≤ CO2 ≤ 5,00 | <30 | 4,00 ≤ CO2 ≤ 5,00 | <30 |
| | | G20 | 25 | 90 | 5 - 40 mbar | - | 10,5 | - | 9,20 ≤ CO2 ≤ 9,70 | | 8,80 ≤ CO2 ≤ 9,70 | |
| | | G25 | 25 | 90 | 5 - 40 mbar | - | 12,5 | 2 | 9,50 ≤ CO2 ≤ 10,20 | | 8,50 ≤ CO2 ≤ 10,20 | |
| | | G25.1 | 25 | 90 | 5 - 40 mbar | - | 12,75 | 2,25 | 10,40 ≤ CO2 ≤ 11,10 | | 9,40 ≤ CO2 ≤ 11,10 | |
| | | G25.3 | 25 | 90 | 5 - 40 mbar | - | 12,75 | 2,25 | 9,70 ≤ CO2 ≤ 10,50 | | 9,00 ≤ CO2 ≤ 10,50 | |
| | | G30 | 25 | 90 | 5 - 40 mbar | 5,5 | 8,5 | -2 | 12,00 ≤ CO2 ≤ 12,80 | | 11,00 ≤ CO2 ≤ 12,80 | |
| | | G31 | 25 | 90 | 5 - 40 mbar | 5,5 | 8,75 | -1,75 | 10,70 ≤ CO2 ≤ 11,30 | | 10,00 ≤ CO2 ≤ 11,30 | |

**For Australia / New Zealand - EUROPEAN GASES and CORRESPONDING AUSTRALIAN GASES**

| EUROPEAN GASES and CORRESPONDING AUSTRALIAN GASES | | |
|---|---|---|
| EUROPEAN | AUSTRALIAN | MINIMUM PRESSURE AT THE GAS OVENS INLET (kPa) |
| G20 | NATURAL GAS (N GAS) | 1.13 |
| G30 | BUTANE (Y GAS) | 2.75 |
| G31 | PROPANE (X GAS) | 2.75 |