XEVL-2011-GPLS.1

English	Technical data
01 Power	2.5 kW | 8530 BTU/h
02 Frequency	50 / 60 Hz
03 Electric nominal heat input	0 kW | 0 BTU/h
03 Gas nominal heat input	48 kW | 163776 BTU/h
06 Power supply cable type	H07RN-F
07 Voltage Power cable section Circuit breaker	220-240V ~1PH+N+PE 3G x 1,5 mm^2 16 A I1 11 A In 11 A
08 Cable | Plug	| Schuko
11 Water pressure	150-600 kPa | 22-87 psi
12 Water max. consumption (steam)	76 l/h @ 200 kPa | 20 gal/h @ 29 psi
13 Cavity dimensions (w x d x h)	716 x 484 x 1470 mm 28-3/16" x 19-1/16" x 57-7/8"
14 Max. food load	90 kg | 198 lbs
15 Max. temperature	300 °C | 572 °F
16 IP protection class	X5

Italiano
01 Potenza
02 Frequenza
03 Potenza termica nominale elettrica
03 Potenza termica nominale gas
06 Tipo cavo alimentazione
07 Tensione Sezione cavi alimentazione Magnetotermico
08 Cavo | Spina
11 Pressione acqua
12 Consumo max acqua (vapore)
13 Dimensioni camera cottura (l x p x h)
14 Max. peso pieno carico
15 Temperatura max.
16 Grado protezione IP

Espanol
01 Potencia
02 Frecuencia
03 Potencia térmica nominal eléctrica
03 Potencia térmica nominal de gas
06 Tipo de cable de alimentación
07 Voltaje Sección del cable de alimentación Disyuntor
08 Cable | Enchufe
11 Presión del agua
12 Consumo máximo de agua (vapor)
13 Dimensión de la cavidad (w x d x h)
14 Carga máxima de alimentos
15 Temperatura máxima
16 Grado de protección IP

Français
01 Puissance électrique
02 Fréquence
03 Puissance calorifique nominale électrique
03 Puissance calorifique nominale du gaz
06 Type de câble d'alimentation
07 Tension Section câbles d'alimentation Disjoncteur
08 Câble | Prise
11 Pression de l'eau
12 Consommation max. d'eau (vapeur)
13 Dimension de la cavité (l x p x h)
14 Charge max. des aliments
15 Température max.
16 Niveau de protection IP

Deutsch
01 Elektrische Leistung
02 Frequenz
03 Elektrische Nennwärmeleistung
03 Nennwärmeleistung Gas
06 Stromkabel Typ
07 Spannung Stromkabel Teil Sicherung
08 Leitung | Stecker
11 Wasserdruck
12 Maximaler Wasserverbrauch bei Damfbetrieb
13 Abmessungen des Hohlraums (B x T x H)
14 Maximale Beladungskapazität
15 Maximale Temperatur
16 IP-Schutzart

Terms and conditions of installations - Observe all local specific standard and regulations for installation and operations.

Русский
01 Мощность
02 Частота
03 Номинальная электрическая потребляемая мощность
03 Номинальная газовая потребляемая мощность
06 Тип силового кабеля
07 Напряжение Сечение силового кабеля Токовый автомат
08 Кабель | Вилка
11 Давление воды
12 Максимальное потребление воды (пар)
13 Габариты камеры (ш x г x в)
14 Максимальная загрузка
15 Максимальная температура
16 Класс защиты IP

中文
01 功率
02 频率
03 电额定热输入
03 燃气额定热输入
06 电源电缆类型
07 电压 电源电缆截面 断路器
08 电缆和插头
11 水压
12 最大水消耗（蒸汽）
13 腔室尺寸 (宽 x 深 x 高)
14 最大食物负荷
15 最高温度
16 IP保护等级

Português
01 Potência
02 Frequência
03 Potência térmica nominal elétrica
03 Potência térmica nominal gas
06 Tipo de cabo de alimentação
07 Tensão Seção de cabos de alimentação Disjuntor
08 Cabo | Plugue
11 Pressão da água
12 Max. consumo de água (vapor)
13 Dimensão de cavidade (c x l x a)
14 Max. capacidade de alimento
15 Max. temperatura
16 Grau de proteção IP

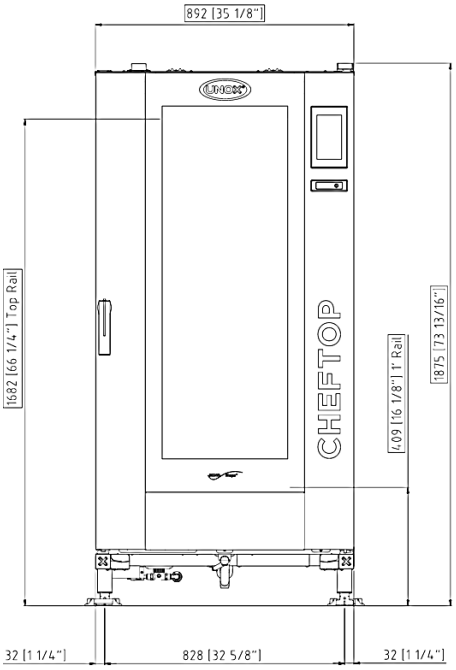
892 [35 1/8"]
1682 [66 1/4"] Top Rail
1875 [73 13/16"]
1409 [55 1/2"] 1" Rail
CHEFTOP
32 [1 1/4"]
828 [32 5/8"]
32 [1 1/4"]

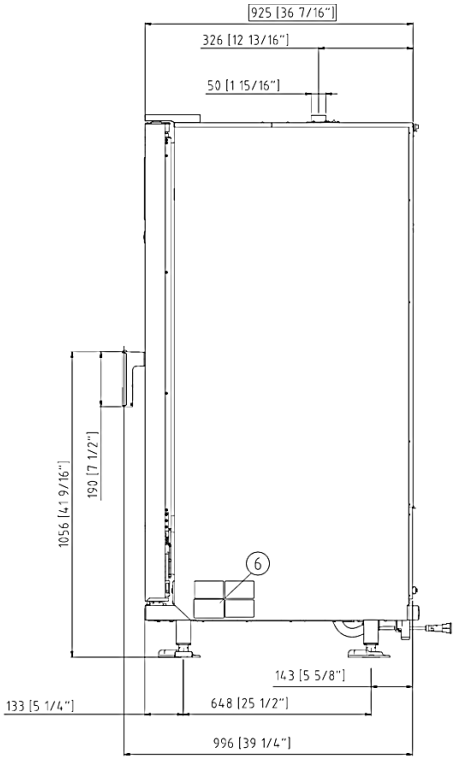
925 [36 7/16"]
326 [12 13/16"]
50 [1 15/16"]
1056 [41 9/16"]
190 [7 1/2"]
6
143 [5 5/8"]
133 [5 1/4"]
648 [25 1/2"]
996 [39 1/4"]

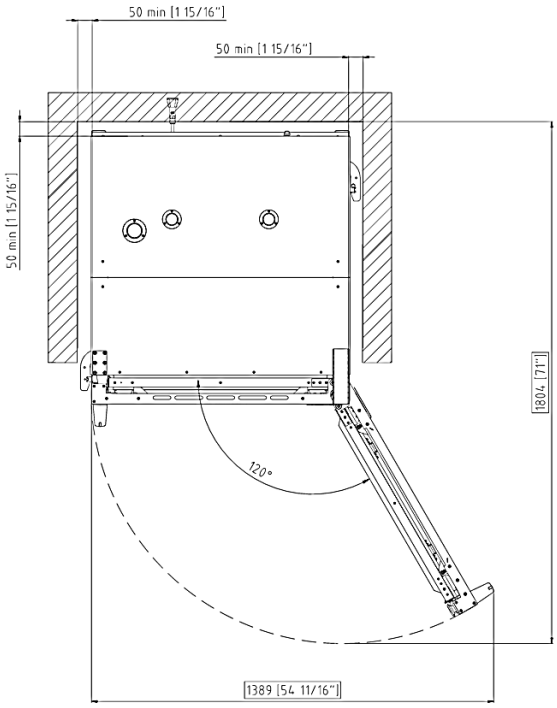
50 min [1 15/16"]
50 min [1 15/16"]
50 min [1 15/16"]
120°
1804 [71"]
1389 [54 11/16"]

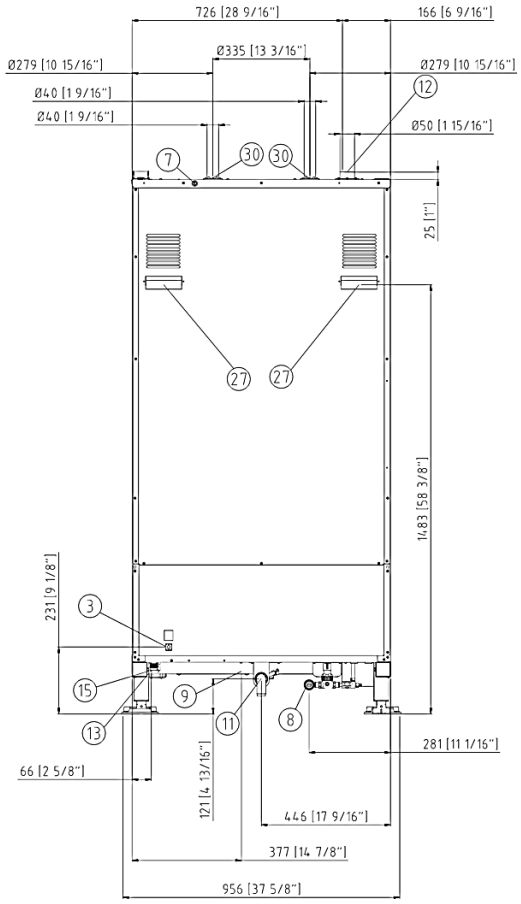
726 [28 9/16"]
166 [6 9/16"]
Ø335 [13 3/16"]
Ø279 [10 15/16"]
Ø279 [10 15/16"]
Ø40 [1 9/16"]
Ø40 [1 9/16"]
Ø50 [1 15/16"]
12
7
30
30
25 [1"]
27
27
1483 [58 3/8"]
231 [9 1/8"]
3
15
9
11
8
13
281 [11 1/16"]
66 [2 5/8"]
121 [4 13/16"]
446 [17 9/16"]
377 [14 7/8"]
956 [37 5/8"]

	English	Italiano	Español	Français	Deutsch
02	Electrical connection	Allacciamento elettrico	Conexión eléctrica	Raccordement électrique	Elektrischer Anschluss
08	Water connection	Allacciamento idrico	Conexión de agua	Raccordement à l'eau	Wasseranschluss
09	Gas connection	Allacciamento gas	Conexión de gas	Raccordement au gaz	Gasanschluss
11	Water drain	Scarico acqua	Desagüe del agua	Evacuation	Abflussrohr
12	Smoke exhaust	Scarico fumi	Salida de humos	Aspiration des fumées	Abluftrohr
13	Accessories connection	Collegamento accessori	Conexión de accesorios	Connexion des accessoires	Anschluss des Zubehörs
30	Combustion fumes	Fumi di combustione	Gases de combustión	Fumées de combustion	Abgasse
31	Air inlet	Ingresso aria	Entrada de aire	Entrée d'air	Lufteinlass

	Русский	中文	Português
02	Электрическое подключение	电源连接	Conexão elétrica
08	Подключение к воде	水连接	Conexão hídrica
09	Подключение к газу	燃气连接	Conexão gás
11	Выход воды	排水	Saída de água
12	Выход газов	排烟	Saída de fumaça
13	Подключение аксессуаров	配件连接	Conexão de acessórios
30	Продукты горения	燃烧烟雾	Fumaça de combustão
31	Воздухозаборник	空气入口	Entrada de ar

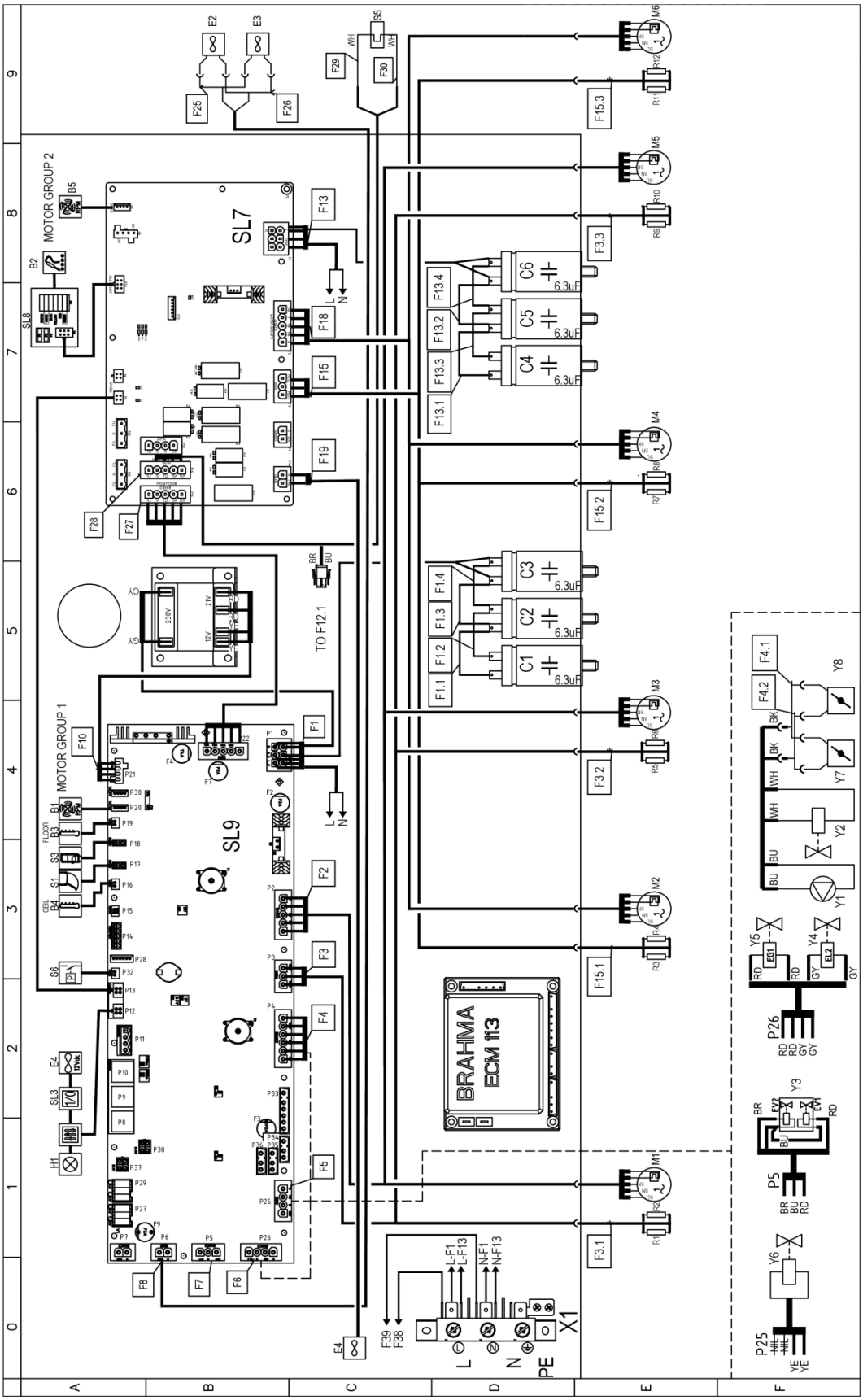
MOTOR GROUP 2
MOTOR GROUP 1
SL7
SL8
SL9
SL3
BRAHMA
ECM 113
TO F12.1
X1
L
N
PE
C1 6.3uF
C2 6.3uF
C3 6.3uF
C4 6.3uF
C5 6.3uF
C6 6.3uF
M1
M2
M3
M4
M5
M6
Y1
Y2
Y3
Y4
Y5
Y6
Y7
Y8
P5
P25
P26

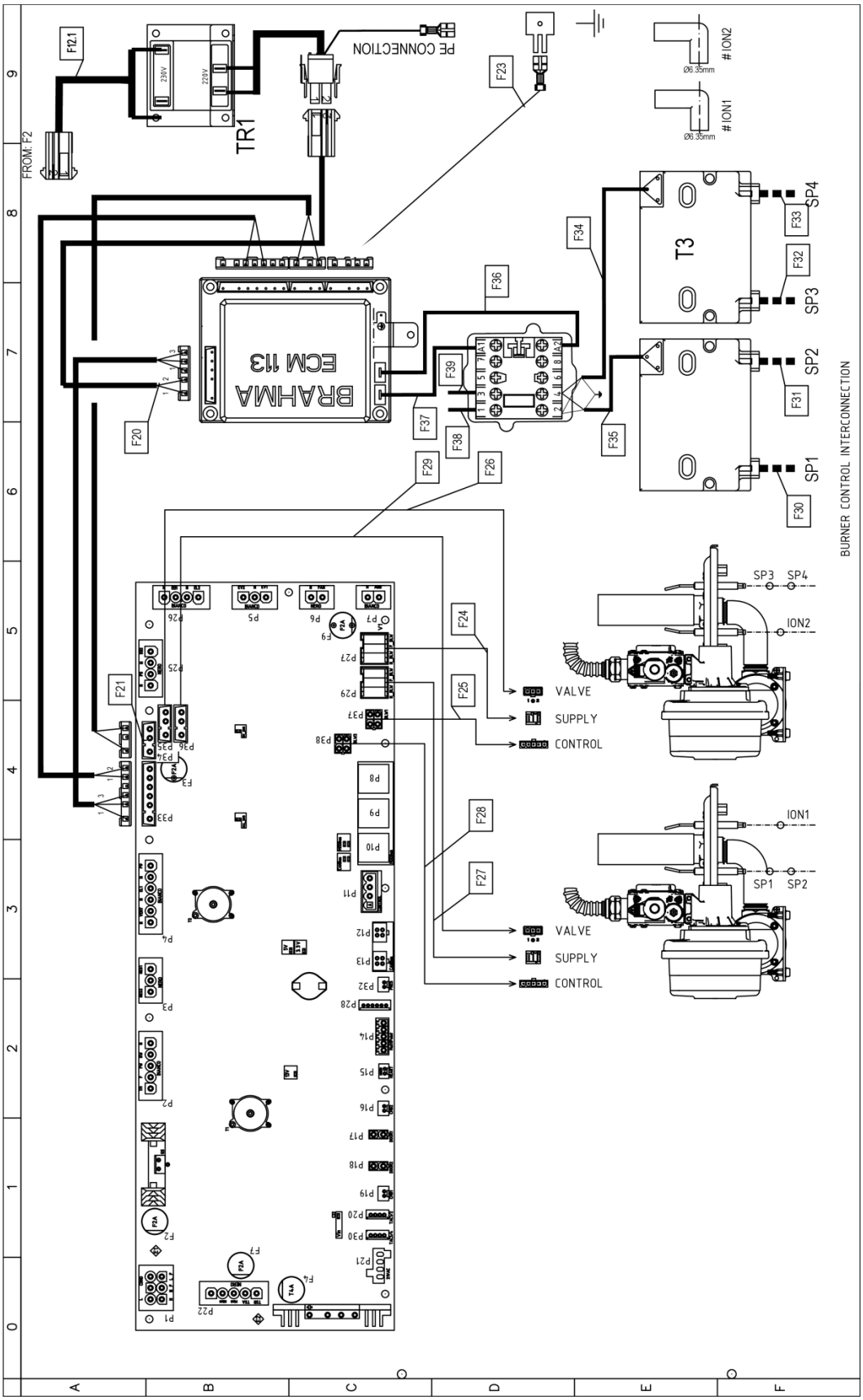
FROM: F2
F12.1
TR1
PE CONNECTION
F23
ION2
Ø6.35mm
ION1
Ø6.35mm
T3
SP4
SP3
SP2
SP1
F33
F32
F31
F30
F34
F36
F39
F37
F38
F35
F29
F26
F20
BRAHMA ECM 113
BURNER CONTROL INTERCONNECTION
F24
F25
F28
F27
VALVE
SUPPLY
CONTROL
ION2
ION1
F21

Sigle	ITALIANO	ENGLISH	FRANCAIS	ESPAÑOL	DEUTSCH
BC1	CONTROLLO FIAMMA	FLAME CONTROL DEVICE	FLAMME RELEVATRICE	CONTROL LLAMA	FLAMMESTEUERUNG
C1,C2,C3,C4,C5,C6	CONDENSATORE	MOTOR CAPACITOR	CONDENSATEUR	CONDENSADOR	KONDENSATOR
K1	TELERUTTORE	CONTACTOR	TELERUPTEUR	TELERRUPTOR	RELAIS
SL7	SCHEDA POTENZA	POWER CARD	CARTE DE PUISSANCE	TARJETA POTENCIA	POWERPLATINE
SL8	SCHEDA GIUNZIONE SONDA CUORE	HEART PROBE JUNCTION BOARD	CARTE DE JONCTION DE SONDE DE COEUR	JUNTA DE LA UNION DE LA SONDA DEL CORAZON	HERZTEST-ANSCHLUSSPLATTE
SL9	SCHEDA POTENZA	POWER CARD	CARTE DE PUISSANCE	TARJETA POTENCIA	POWERPLATINE
T1	TRASFORMATORE	TRANSFORMER	TRASFORMATEUR	TRANSFORMADOR	TRANSFORMATOR
T2,T3	TRASFORMATORE D'ACCENSIONE	IGNITION TRANSFORMER	TRANSFORMATEUR D'ALLUMAGE	TRASFORMADOR D'INGICION	ZÜNDTRASFORMATOR
X1	MORSETTIERA	TERMINAL BLOCK	BORNIER	CONECTOR	KLEMMLEISTE
B1,B5	SENSORE VELOCITA MOTORE	MOTOR SPEED SENSOR	CAPTEUR DE VITESSE MOTEUR	SENSOR DE VELOCIDAD MOTOR	GESCHWINDIGKEITSSENSOR
B2	SONDA AL CUORE	CORE PROBE	SONDE A COEUR	SONDA CORAZON	KERNTEMPERATURFUHLER
B3,B4	SONDA CAMERA	TEMPERATURE PROBE	SONDE DE CHAMBRE	SONDA CAMARA	GARRAUMTEMPERATURFUHLER
E2,E3	VENTOLA RAFFREDDAMENTO 230V	COOLING FAN 230V	TURBINE DE REFROIDISSEMENT 230V	TURBINA DE REFRIGERACION 230V	LÜFTER 230V
E4	VENTOLA RAFFREDDAMENTO 12V	COOLING FAN 12V	TURBINE DE REFROIDISSEMENT 12V	TURBINA DE REFRIGERACION 12V	LÜFTER 12V
H1	LUCE CAMERA	OVEN LIGHT	ECLAIRAGE DE CHAMBRE	LUZ CAMARA	BELEUCHTUNG
R1,R2,R3,R4,R5,R6	RESISTENZA DI MODULAZIONE VENTILATORE	MOTOR MODULATION RESISTANCE	RESISTANCE DE MODULATION VENTILATEUR	RESISTENCIA MODULACION VELOCIDAD	WIDERSTAND LOW FAN
S1	MICRO INTERRUTTORE PORTA	DOOR MICROSWITCH	MICROINTERRUPTEUR DE PORTE	MICROINTERRUPTOR PUERTA	TURKONTAKTSCHALTER
SL2	SCHEDA CONTROLLO	CONTROL BOARD	CARTE DE CONTROLE	TARJETA DE CONTROL	KONTROLL PLATINE
TR1	TRASFORMATORE	TRANSFORMER	TRASFORMATEUR	TRANSFORMADOR	TRASFORMATORE
Y1	POMPA	PUMP	POMPE	BOMBA	PUMPE
Y2,Y4,Y5,Y6	ELETTROVALVOLA ACQUA	WATER SOLENOID VALVE	ELECTROVANNE EAU	ELECTROVALVULA	ELEKTROVENTIL
Y3	ELETTROVALVOLA ACQUA 3 STADI	WATER SOLENOID VALVE 3STAGE	ELECTROVANNE EAU 3 ETAPES	ELECTROVALVULA 3 ETAPAS	ELEKTROVENTIL 3 STUFEN
Y7,Y8	DRY MAXY	DRY MAXY	DRY MAXY	DRY MAXY	DRY MAXY
E4	VENTOLA RAFFREDDAMENTO 230V	COOLING FAN 230V	TURBINE DE REFROIDISSEMENT 230V	TURBINA DE REFRIGERACION 230V	LÜFTER 230V
M1,M2,M3,M4,M5,M6	MOTORE	MOTOR	MOTEUR	MOTOR	MOTOR
S3	MICRO INTERRUTTORE CARRELLO	TROLLEY MICROSWITCH	INTERRUPTEUR PANIER	MICROINTERRUPTOR CARRO	TROLLEY MICROSWITCH
S5	TERMOSTATO SICUREZZA	SAFETY THERMOSTAT	THERMOSTAT DE SECURITE	TERMOSTATO DE SEGURIDAD	SICHERHEITS THERMOSTAT
S6	PRESSOSTATO	PRESSURE SWITCH	PRESSOSTAT	PRESOSTATO	DRUCKSCHALTER
SL3	SCHEDA 1/0 - USB	USB - 1/0 BOARD	USB - CARTE 1/0	USB - TARJETA 1/0	USB - 1/0 PLATINE